



FREEZE STATS

Manual & Automatic with Relay(s)

The FS Series are low limit controllers, also known as "Freeze Stats". These devices were designed for use on HVAC equipment that require low-temperature cutout protection to prevent cooling coils from freezing. They should be mounted between the heating and cooling coils on the supply side of the fan unit and respond to the lowest temperature sensed along any one foot section of the sensing element. The FS Series has manual and automatic reset versions, as well as, models that feature one or two sets of SPDT contacts. Numerous capillary lengths are also available.

The ACI Freeze Stat is covered by ACI's Two (2) Year Limited Warranty. The warranty can be found in the front of ACI's Sensors & Transmitters catalog, as well as on ACI's website, www.workaci.com.

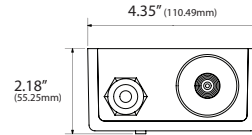
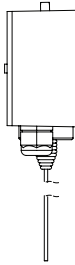
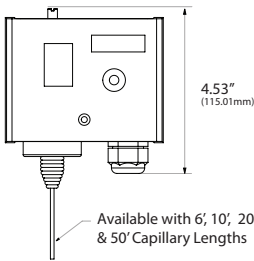
PRODUCT SPECIFICATIONS

Thermostat Type:	Self-contained, electromechanical
Sensing Element:	Vapor-filled capillary
Sensing Media:	Temperature in air
Sensing Temperature Operating Range:	14°F to 54°F (-10°C to 12°C)
Sensing Capillary Overload Temperature:	392°F (200°C), maximum 60 minutes
Sensing Response:	To lowest temperature sensed by any 1 ft section of the capillary element
Sensing Capillary Material:	Copper
Sensing Capillary Installation:	Duct and across coil mounted
Sensing Capillary Length:	See Ordering Grid on Back of Data Sheet
Sensing Capillary Diameter:	Ø0.08 in. (2 mm) (6' Length models have a larger bulb at the end)
Type of Control:	ON/OFF, low-level single-stage or cut-out control, with One (1) microswitch output
Low-Level Setpoint (Factory Set):	At 39°F (4°C), and safety-lock secured
Low-Level Setpoint Visual Range:	14°F to 54°F
Low-Level Setpoint Adjustment:	Over full operating range, via screwdriver slot
Contact Form:	Form 1C (SPDT Contact)
# of Relays:	See Ordering Grid on Back of Data Sheet
Maximum Contact Switching Voltage:	250 VAC
Maximum Contact Switching Current:	15 (8) A
Switching Differential:	1.8°F (1°K), auto- or manual reset
Enclosure Operating Temperature Range:	14°F to 131°F (-10°C to 55°C)
Operating Humidity Range:	0 to 95% RH, non-condensing
Storage Temperature Range:	14°F to 158°F (-10°C to 70°C)
Enclosure Base Material:	Steel, galvanized
Enclosure Cover Material:	ABS, fire retardant
Enclosure Color:	Silver / Light Gray
Enclosure NEMA Rating:	NEMA 1 (IP40)
Cable Entry:	One (1) M20 compression fitting, removable, hole fits 1/2 in. conduit connector
Wire Connections:	Terminal with wire-retaining screws
Maximum Wire Size:	14 AWG (2.5 mm ²)
Agency Approvals:	CE
Product Weight:	1.6 lbs (0.7 kg)
Enclosure Product Dimensions (L x W x H):	4.1" (105 mm) x 3.3" (83 mm) x 2.1" (53 mm)

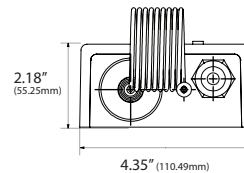
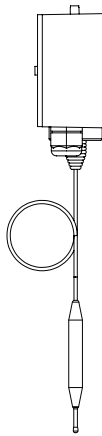
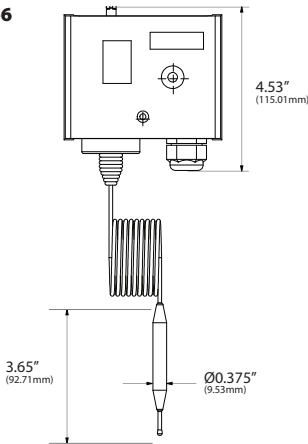


DIMENSIONAL DRAWING

FS-1
FS-2
FS-3
FS-4
FS-50



FS-5
FS-6



Front View

Right View

Top View

STANDARD ORDERING

Model # Example: FS-50A -OR- 142962

Model #	Item #	Capillary Length	# of Relays	Contact Form	Reset
FS-1	102482	20' (6m)	1	Form 1C (SPDT Contact)	Manual
FS-1A	102483	20' (6m)	1	Form 1C (SPDT Contact)	Auto
FS-2	102484	20' (6m)	2	Form 1C (SPDT Contact)	Manual
FS-2A	105904	20' (6m)	2	Form 1C (SPDT Contact)	Auto
FS-3	106291	10' (3m)	1	Form 1C (SPDT Contact)	Manual
FS-3A	106292	10' (3m)	1	Form 1C (SPDT Contact)	Auto
FS-4	106293	10' (3m)	2	Form 1C (SPDT Contact)	Manual
FS-4A	106294	10' (3m)	2	Form 1C (SPDT Contact)	Auto
FS-5	106295	6' (1.8m)	1	Form 1C (SPDT Contact)	Manual
FS-5A	106296	6' (1.8m)	1	Form 1C (SPDT Contact)	Auto
FS-6	106297	6' (1.8m)	2	Form 1C (SPDT Contact)	Manual
FS-6A	106298	6' (1.8m)	2	Form 1C (SPDT Contact)	Auto
FS-50	142963	50' (16m)	2	Form 1C (SPDT Contact)	Manual
FS-50A	142962	50' (16m)	2	Form 1C (SPDT Contact)	Auto

ACCESSORIES ORDERING

Model # Example: DBZ-05 -OR- 108759

Model #	Item #	Description
DBZ-05	108759	Capillary Mounting Clips (Set of 6)