



# STROBE AND ALARMS

## Multifunctional LED Beacon/Sounder

The FSIG-SLM500 Series is a multifunctional LED beacon and sounder combination developed with a multiple input technology that allows three separate levels of alarm (alert, pre-alarm, alarm) controllable via independent electric contacts. Channel 1 includes a simulated strobe (triple flash) visual signal only. Channel 2 adds an audible tone, selectable from 32 tones via dip switch, to the simulated strobe effect. Channel 3 includes a steady light and a second, unique tone selectable from 32 different tones, for a total of 64 unique tones. The volume of a selected tone is adjustable (65 dBa to 105 dBa for the highest performing tone). Its enclosure is made

from a self-extinguishing polycarbonate material with high impact and UV resistance. The mounting base and strobe/sounder are sold separately. An optional protective wire dome is available for use in applications to protect the horn and strobe from being damaged once installed in your building. Other options may be available upon request. Contact ACI to discuss your application in greater detail or for more information regarding the strobes and audible alarm series.

**Applications:** Audible/Visual Alarms for Gas Detection and Alarm Systems, Visual Alarms, Audible Alarms, Equipment Status

**The LED Strobe and Alarm Series is covered by ACI's Five (5) Year Limited Warranty. The warranty can be found in the front of ACI's Sensors & Transmitters catalog, as well as on ACI's website, [www.workaci.com](http://www.workaci.com).**

### PRODUCT SPECIFICATIONS

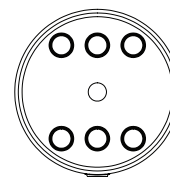
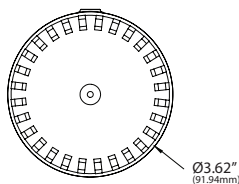
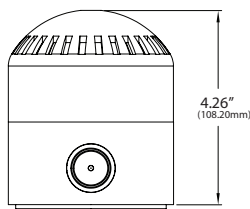
<b>Supply Voltage:</b>	12 to 24 VAC/VDC
<b>Maximum Operating Current   VA Rating:</b>	<b>12 VAC/VDC:</b> 380 mA   6 VA   <b>24 VAC/VDC:</b> 460 mA   13 VA
<b>Input Types Accepted:</b>	Relay
<b>Number of Channels:</b>	Three   <b>Channel 1:</b> Simulated Strobe Only   <b>Channel 2:</b> Simulated Strobe and Tone 1 <b>Channel 3:</b> Steady Light and Tone 2
<b>Light Source:</b>	LED Array
<b>Strobe Colors:</b>	Amber, Blue, Green and Red
<b>LED Lamp Life:</b>	50,000 Hours
<b>LED Strobe Flash Rate / Minute:</b>	85 +/- 10 Flashes (Flash Mode Only)
<b>Horn Decibels @ 1 meter (3.28'):</b>	Adjustable from 65 to 105 dB
<b>Operating Temperature:</b>	-22 to 122°F (-30 to 50°C)
<b>Mounting Base Material:</b>	High Impact and UV Resistant, Self-Extinguishing Polycarbonate
<b>Base Color:</b>	<b>Deep Base and Gray Wall Mount Base:</b> Gray
<b>NEMA/IP Rating:</b>	Type 3R (IP65)
<b>Product Dimensions:</b>	<b>Strobe (Diameter x H):</b> 3.9" (92 mm) x 2.44" (62 mm) <b>Deep Base (Diameter x H):</b> 3.62" (92 mm) x 1.81" (46 mm) <b>Wall Mount Base (L x W x H):</b> 4.52" (115 mm) x 3.93" (100 mm) x 2.04" (61 mm) <b>Protective Dome (Diameter x H):</b> 5.015" (127 mm) x 4.359" (111 mm)
<b>Product Weights:</b>	<b>FSIG-SLM500 Series:</b> 0.485 lbs. (0.22 kg)   <b>FSIG-SLMDB-012-024GY:</b> 0.264 lbs. (0.12 kg) <b>FSIG-SLMBW-012-024GY:</b> 0.419 lbs. (0.19 kg)
<b>Agency Approvals:</b>	UL/cUL US (File# E162485), Audible and Visual Appliance Type 3P for Indoor/Outdoor, CE (2014/30/EU (EMC) and 2014/35/EU (Low Voltage), RoHS2



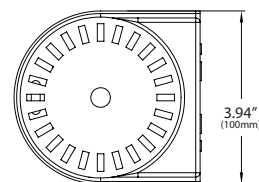
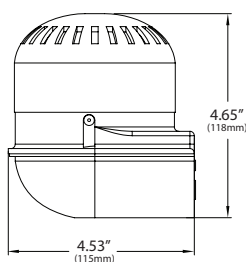
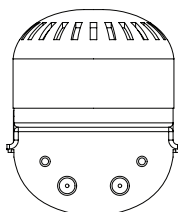


**DIMENSIONAL DRAWING**

**Horn/Strobe Deep Base**



**Horn/Strobe Wall Mount**



Front View

Right View

Top View

**STANDARD ORDERING | HORN STROBE**

Model # Example: **FSIG-SLM500A** -OR- **136476**

Model #	Item #	Description
<b>FSIG-SLM500A</b>	136476	Streamline Horn and Strobe (Amber)
<b>FSIG-SLM500B</b>	142976	Streamline Horn and Strobe (Blue)
<b>FSIG-SLM500G</b>	143013	Streamline Horn and Strobe (Green)
<b>FSIG-SLM500R</b>	143132	Streamline Horn and Strobe (Red)

**ACCESSORIES | MOUNTING BASE**

Model # Example: **FSIG-SLMBW-012-024GY** -OR- **136477**

Model #	Item #	Description
<b>FSIG-SLMBD-012-024GY</b>	142977	Deep Base for FSIG-SLM500 Series; Gray
<b>FSIG-SLMBW-012-024GY</b>	136477	Wall Mount Base for FSIG-SLM500 Series; Gray

**ACCESSORIES | DOME**

Model # Example: **FSIG-SLMDG2** -OR- **143149**

Model #	Item #	Description
<b>FSIG-SLMDG2</b>	143149	Optional Protective Dome for Deep Mounting Base and SLM500x Series Horn and Strobe