

RM2432D

Output Receiver, 4 Digital Outputs, 4 Analog Outputs

The RM2432D is a wireless receiver that works with any ACI wireless sensor or input concentrator using 900 MHz spread spectrum technology. The RM2432D has four (4) analog outputs, four (4) digital outputs (dry contact), and a low battery/loss of signal digital output (dry contact) for an alarm. The sensors are programmed to the RM2432D using the configuration software (included), a laptop, and CK2432D programming cable. The RM2432D can be used for smaller wireless applications that require fewer sensors, or where there is no BAS. The RM2432D is compatible with any DDC controller that accepts 0-5VDC or 0-10VDC inputs. The

RM2432D can have up to 12 analog outputs and 12 digital outputs with the addition of two (2) EX2432D expander modules. Transmission distance in a typical building is 200-300 feet horizontal depending on the layout and construction of the building, and one floor above and one floor below the transceiver. Sensor distance and reliability can be increased with the addition of a RR2552B(s) repeater.

ACI offers pre-programming of wireless systems for ease of installation, saving time and cost of field setup. Prior to purchase, it is recommended to contact ACI's Technical Service Department for product selection and system design/layout.

Applications: Museums, Churches, Historical Buildings & New Construction

The RM2432D is covered by ACI's Two (2) Year Limited Warranty. The warranty can be found in the front of ACI's Sensors & Transmitters catalog, as well as on ACI's website, www.workaci.com.

PRODUCT SPECIFICATIONS

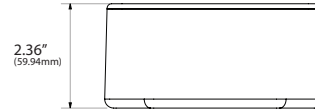
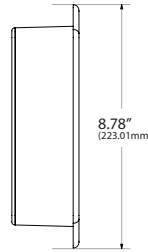
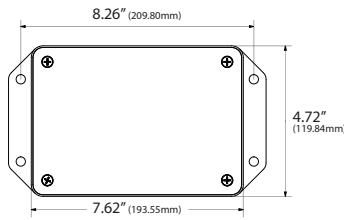
Supply Voltage:	24 VAC, 60 Hz (Full wave rectified)
Supply Current:	300 mA
Connections / Wire Size:	16 to 26 AWG shielded twisted pair
Terminal Block Torque Rating:	0.37 ft-lb (0.5 Nm) Nominal
Operating Temperature Range:	32 to 140°F (0 to 60°C)
Operating Humidity Range:	30 to 50% RH, Noncondensing
Storage Temperature Range:	-4 to 176°F (-20 to 80°C), 70% RH
Data Protocol:	IEEE 802.15.4-2003/2006
RF Characteristics:	900 MHz, Operating Frequency 10 channels between 902 – 928 MHz Transmitter Power: 11 dBm Receiver Sensitivity: -11 dBm
Transmission Distance:	200 – 300 ft horizontally depending on building type and constructions, and typically one floor above and below the transceiver vertically
Digital Outputs:	Four (4) SPDT Pilot Duty Relays, Dry Contact
Contact Rating:	1.0A, 30 VDC @ 104°F (40°C), 0.5A, 125 VAC @ 104°F (40°C) Resistive
Relay Durability:	Mechanical: 5,000,000 operations minimum @ 36K operations/hour Electrical: 100,000 operations minimum (under rated load @ 1.8K operations/hour)
Lost Signal Alarm:	(1) SPDT, Dry contact relay, 1.0A, 30 VDC @ 104°F (40°C), 0.5A, 125 VAC @ 104°F (40°C) Resistive
Analog Outputs:	Four (4) 0-5/10V jumper selectable
Configuration Software:	Included; Data registers need to be configured prior to use
System Requirements:	<ul style="list-style-type: none"> • Laptop with Windows 98, XP, Vista, Windows 7 or Windows 10, Ethernet port and 10 GB memory • Direct connection from PC to RM2432D: CK2432D serial to RJ11 programming cable • USB to Serial Adapter (Not provided by ACI) • IP Address of PC must have static address of 192.168.0.2 or above
Enclosure Material Flammability Rating:	Standard: ABS plastic UL94-5VA NEMA 4X: Polycarbonate Plastic UL94 HB
Product Dimensions:	Standard: (L) 8.78" (223.01 mm) x (W) 4.72" (119.89 mm) x (H) 2.36" (59.94 mm) NEMA 4X: (L) 8.74" (222.00 mm) x (W) 5.74" (145.80 mm) x (H) 2.96" (75.18 mm)
Product Weight:	Standard: 2.00 lbs (0.91 kg) NEMA 4X: 2.46 lbs (1.12 kg)



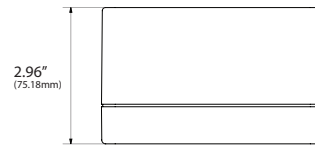
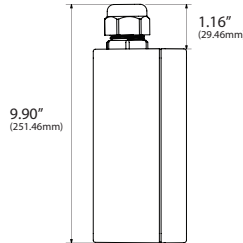
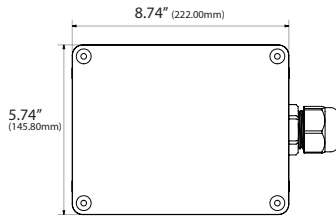


DIMENSIONAL DRAWING

Standard



NEMA 4X



Front View

Right View

Top View

STANDARD ORDERING

Model # Example: **RM2432D** -OR- **130695**

Model #	Item #	Description
RM2432D	130695	Receiver with 4 Analog Outputs (0-10 or 0-5 VDC), 4 Digital Outputs (Relay Contact), Standard Enclosure
RM2432DE	131063	Receiver with 4 Analog Outputs (0-10 or 0-5 VDC), 4 Digital Outputs (Relay Contact), NEMA 4X Enclosure

ACCESSORIES ORDERING

Model # Example: **CK2432D** -OR- **130693**

Model #	Item #	Description
CK2432D	130693	Programming Cable for Wireless Receivers and Expansion Modules

ADDITIONAL ORDERING

Model # Example: **RR2552BE** -OR- **130694**

Model #	Item #	Description
RR2552B	130662	Two Way Repeater, Standard Enclosure
RR2552BE	130694	Two Way Repeater, NEMA 4X Enclosure
WIRELESS SETUP FEE	132618	Pre-programming Wireless System

