

Duct Sensor CO₂ / VOC / CO₂+VOC Mix / Temperature

Active sensor (0...10 V) for measuring CO₂ and VOC or with integrated temperature sensor. See options below for integrated sensors. Dual channel CO₂ technology. NEMA 4X / IP65 rated enclosure.



Type Overview

Type	Output signal active CO ₂	Output signal active VOC	Output signal active temperature	Output signal active CO ₂ /VOC
22DCK-51	DC 0...5 V, DC 0...10 V	DC 0...5 V, DC 0...10 V	DC 0...5 V, DC 0...10 V	DC 0...5 V, DC 0...10 V
22DCM-51	DC 0...5 V, DC 0...10 V	DC 0...5 V, DC 0...10 V	DC 0...5 V, DC 0...10 V	-
22DCV-51	DC 0...5 V, DC 0...10 V	DC 0...5 V, DC 0...10 V	-	-

Technical Data

Electrical Data	Power supply DC	15...24 V, ±10%, 1.5 W
	Power supply AC	24 V, , ±10%, 2.9 VA
	Electrical connection	Removable spring loaded terminal block max. 2.5 mm ²
	Cable entry	Cable gland with strain relief Ø6...8 mm (1/2" NPT conduit adapter included)
Functional Data	Sensor Technology	CO ₂ : NDIR (non dispersive infrared) dual channel VOC: Metal Oxide Semiconductor Gas Sensor
	Output signal active note	output DC 0...5/10 V with jumper adjustable voltage output: min. 10 kΩ load
	Application	air
Measuring Data	Measuring values	CO ₂ VOC mix CO ₂ /VOC temperature
	Measuring range CO ₂	0...2000 ppm
	Measuring range temperature	40...140°F [4...60°C]
	Accuracy CO ₂	±(50 ppm + 3% of measuring value)
	Accuracy temperature active	±0.9°F @ 70°F [±0.5°C @ 21°C]
Materials	Cable gland	PA6, black
	Housing	cover: lexan, orange base: lexan, orange seal: 0467 NBR70, black UV resistant
	Probe material	PA6, black

Safety Data	Ambient humidity	max. 95% r.H., non-condensing
	Medium humidity	max. 95% r.H., non-condensing
	Ambient temperature	30...120°F [0...50°C]
	Fluid temperature	30...120°F [0...50°C]
	Operating condition air flow	min. 1 ft/s [0.3 m/s] max. 40 ft/s [12 m/s]
	Protection class IEC/EN	III safety extra-low voltage (selv)
	Protection class UL	UL Class 2 Supply
	EU Conformity	CE Marking
	Certification IEC/EN	IEC/EN 60730-1
	Certification UL	cULus acc. to UL60730-1A/-2-9, CAN/CSA E60730-1:02/-2-9
	Degree of protection IEC/EN	IP65
	Quality Standard	ISO 9001

Safety Notes


This device has been designed for use in stationary heating, ventilation and air-conditioning systems and must not be used outside the specified field of application. Unauthorised modifications are prohibited. The product must not be used in relation with any equipment that in case of a failure may threaten humans, animals or assets.

Ensure all power is disconnected before installing. Do not connect to live/operating equipment.

Only authorised specialists may carry out installation. All applicable legal or institutional installation regulations must be complied during installation.

The device contains electrical and electronic components and must not be disposed of as household refuse. All locally valid regulations and requirements must be observed.

Remarks

- General Remarks Concerning Sensors** Sensing devices with a transducer should always be operated in the middle of the measuring range to avoid deviations at the measuring end points. The ambient temperature of the transducer electronics should be kept constant. The transducers must be operated at a constant supply voltage (± 0.2 V). When switching the supply voltage on/off, onsite power surges must be avoided.
- Build-up of Self-Heating by Electrical Dissipative Power** Temperature sensors with electronic components always have a dissipative power which affects the temperature measurement of the ambient air. The dissipation in active temperature sensors shows a linear increase with rising operating voltage. This dissipative power should be taken into account when measuring temperature. As Belimo transducers work with a variable operating voltage, only one operating voltage can be taken into consideration, for reasons of production engineering. Transducers 0...10 V / 4...20 mA have a standard setting at an operating voltage of DC 24 V. That means, that at this voltage, the expected measuring error of the output signal will be the least. For other operating voltages, the offset error will be increased by a changing power loss of the sensor electronics. If a re-calibration should become necessary later directly on the sensor, this can be done by means of a trimming potentiometer on the sensor board.
- Information Self-Calibration Feature CO₂** All CO₂ sensors are subject to drift caused by the aging process of the components, resulting in regular re-calibration or replacement of units. However, the dual channel technology integrates automatic self-calibration technology vs. common used ABC-Logic sensors. Dual channel self-calibration technology is ideally suited for applications operating 24/7 hours such as those in hospitals or other commercial applications. Manual calibration is not required.
- Application Notice for Air Quality Sensors VOC** Mixed gas sensors detect gases and vapours consisting of carbohydrates, or more generally gases that can be oxidised (burnt): Odours, perfume, cleaning fluid scent, tobacco smoke, new materials fumigations (furniture, carpets, paint, glue ...). Unlike CO₂, which humans can not sense, the amount of odours (VOC) indicates the level of air quality.

Similar to a catalyst converter the VOC sensor will deteriorate over time, which will affect the sensitivity. This VOC sensor automatically compensates the decrease in sensitivity by dynamic auto-calibration.

The reference level of air quality is derived from the ambient conditions over a 72h period. The lowest reading within this 72h time period will be used as reference level, representing the "clean and fresh air level".

Refrain from touching the sensor's element sensitive surface. Touching the sensitive surface element will void warranty.
- Information About Calibration VOC** Similar to a catalyst converter the VOC sensor will deteriorate over time, which will affect the sensitivity. This VOC sensor automatically compensates the decrease in sensitivity by dynamic auto-calibration.

The reference level of air quality is derived from the ambient conditions over a 72h period. The lowest reading within this 72h time period will be used as reference level, representing the "clean and fresh air level".

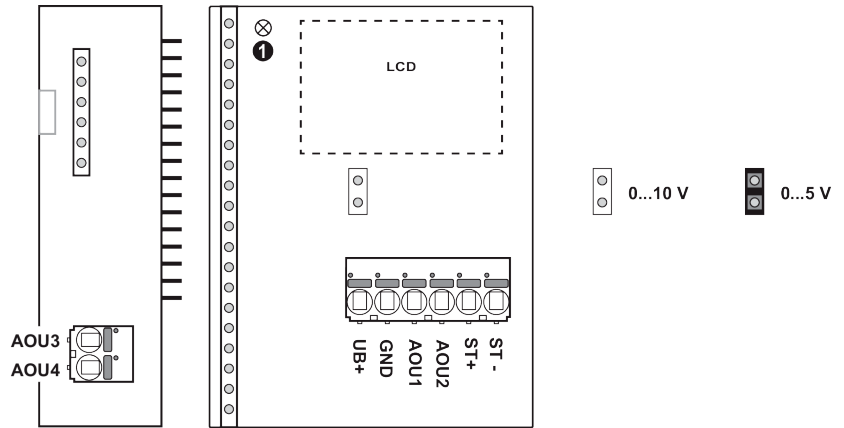
Scope of delivery

Scope of delivery	Description	Type
	Mounting flange for duct sensor 19.5 mm, Plastic 1/2" NPT conduit adapter	A-22D-A34

Accessories

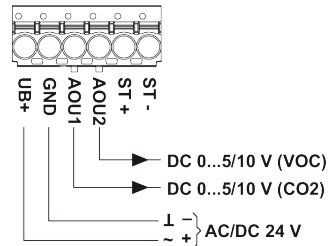
Optional accessories	Description	Type
	Replacement filter, wire mesh, Stainless steel	A-22D-A06

Wiring Diagram



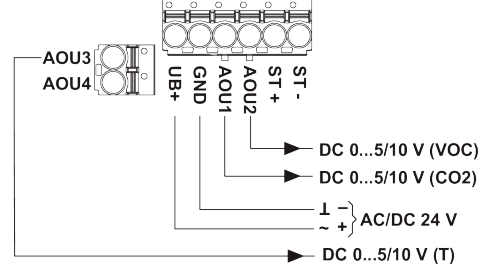
22DCV-11 / 22DCV-51

2 x DC 0...5/10 V



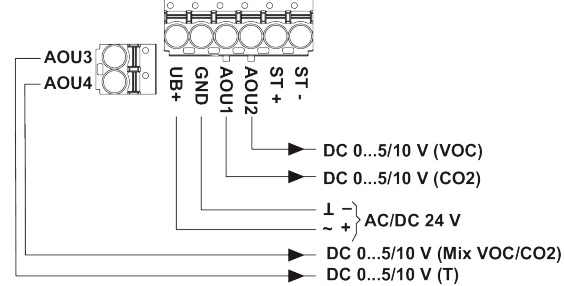
22DCM-11 / 22DCM-51

3 x DC 0...5/10 V



22DCK-11 / 22DCK-51

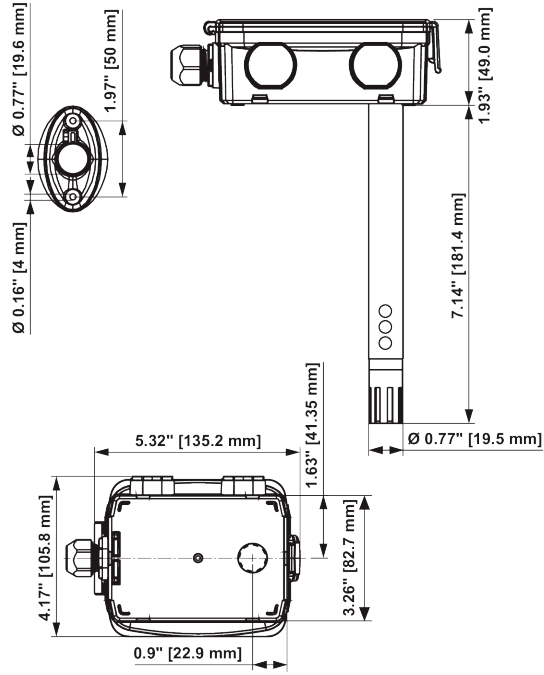
4 x DC 0...5/10 V



① Status LED

Dimensions

Dimensions



Type	Probe length	Weight
22DCK-51	7'' [180 mm]	0.62 lb [0.28 kg]
22DCM-51	7'' [180 mm]	0.62 lb [0.28 kg]
22DCV-51	7'' [180 mm]	0.55 lb [0.25 kg]