



2-year warranty



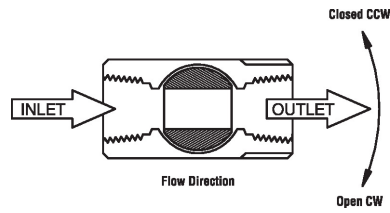
Technical data

Functional data	Valve Size	1.5" [40]
	Fluid	chilled or hot water, up to 60% glycol, steam
	Fluid Temp Range (water)	-22...380°F [-30...193°C]
	Fluid Temp Range (steam)	-22...380°F [-30...193°C]
	Body Pressure Rating	ANSI Class 300
	Close-off pressure Δps	250 psi
	Flow characteristic	equal percentage
	Rangeability Sv	300:1
	Maximum differential pressure (water)	150 psi
	Max Differential Pressure (Steam)	100 psi
	Close-Off Pressure (Steam)	150 psi
	Flow Pattern	2-way
	Leakage rate	ANSI Class IV
	Controllable flow range	75°
	Cv	55
	Maximum Inlet Pressure (Steam)	150 psi
Materials	Valve body	WCC grade carbon steel
	Body finish	matt black body finish
	Stem	stainless steel
	Stem seal	PTFE V-ring
	Seat	PTFE
	Pipe connection	NPT female ends
	Ball	stainless steel
Suitable actuators	Non-Spring	SY1 AMB(X) PRB(X)
	Spring	NF
	Electronic fail-safe	PKRB(X)

Product features

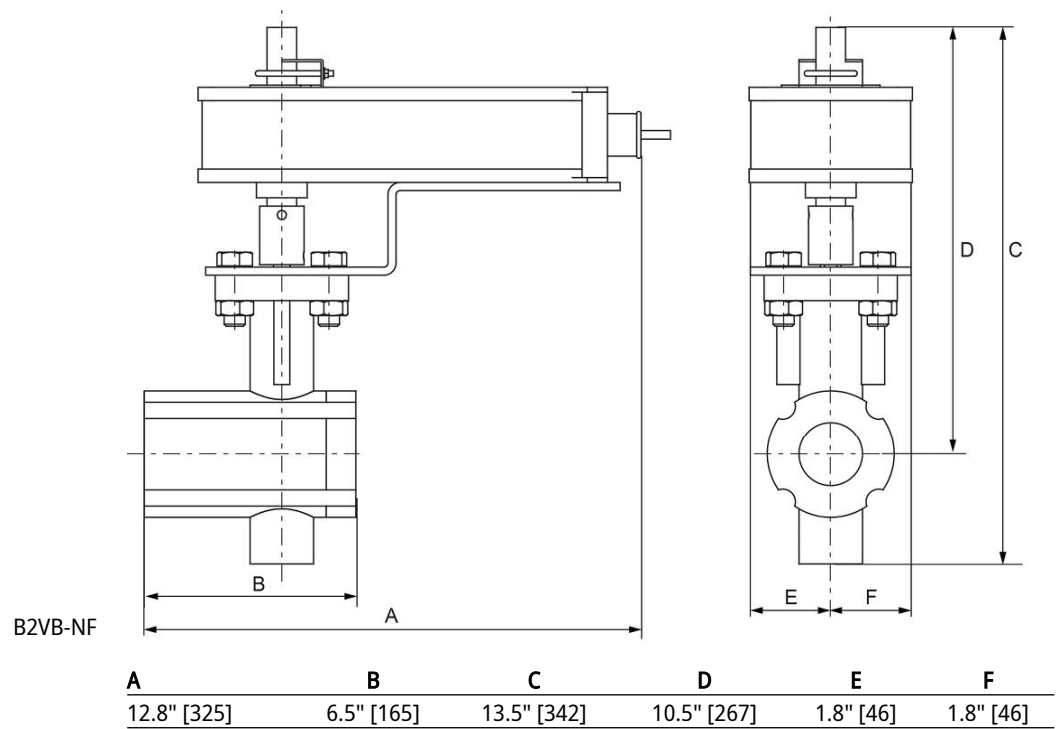
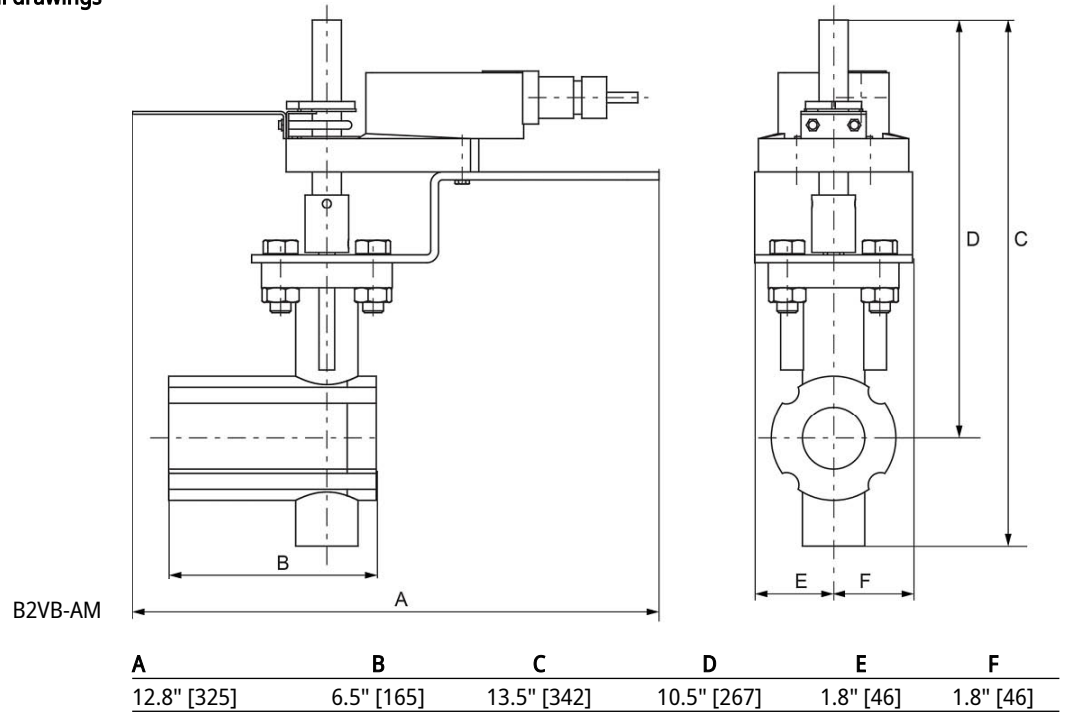
Product features	Fast quarter turn open or closed operation, stainless-steel ball and stem, positive isolation, two-piece body construction
Application	Water-side control of air handling apparatus in ventilation and air-conditioning system. Water/Steam control in heating system. 300:1 rangeability. The dimensions and drilling of end flanges conform to the American cast iron flange standard, Class 150 (ANSI B16.1).

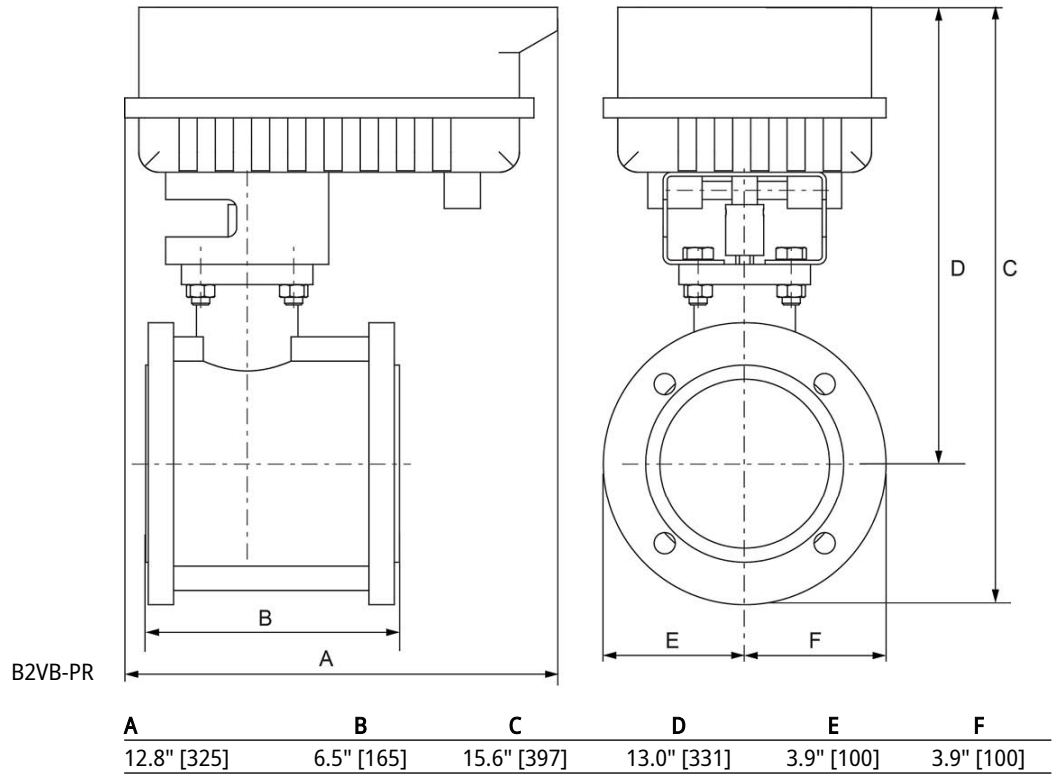
Flow/Mounting details



Dimensions

Dimensional drawings







5-year warranty



Technical data

Electrical data	Nominal voltage	AC 24...240 V / DC 24...125 V
	Nominal voltage frequency	50/60 Hz
	Power consumption in operation	6 W
	Power consumption in rest position	2.5 W
	Power consumption for wire sizing	9.5 VA
	Transformer sizing	6 VA @ AC 24 V (class 2 power source), 6.5 VA @ AC 120 V, 9.5 VA @ AC 240 V
	Electrical Connection	18 GA appliance cable, 3 ft [1 m], with 1/2" conduit connector
	Overload Protection	electronic throughout 0...95° rotation
Functional data	Direction of motion motor	selectable by ccw/cw mounting
	Direction of motion fail-safe	reversible with cw/ccw mounting
	Manual override	5 mm hex crank (3/16" Allen), supplied
	Angle of rotation	95°
	Running Time (Motor)	75 s
	Running time fail-safe	<20 s @ -4...122°F [-20...50°C], <60 s @ -22°F [-30°C]
	Noise level, motor	50 dB(A)
	Noise level, fail-safe	62 dB(A)
Position indication	Mechanical	
Safety data	Degree of protection IEC/EN	IP54
	Degree of protection NEMA/UL	NEMA 2
	Enclosure	UL Enclosure Type 2
	Agency Listing	cULus acc. to UL60730-1A/-2-14, CAN/CSA E60730-1:02, CE acc. to 2014/30/EU and 2014/35/EU; Listed to UL 2043 - suitable for use in air plenums per Section 300.22(c) of the NEC and Section 602.2 of the IMC
	Quality Standard	ISO 9001
	Ambient temperature	-22...122°F [-30...50°C]
	Storage temperature	-40...176°F [-40...80°C]
	Ambient humidity	Max. 95% RH, non-condensing
	Servicing	maintenance-free
	Weight	Weight
Materials	Housing material	Galvanized steel and plastic housing

Product features

Mode of operation SY4-6 Replacement Handwheel



⚠ Warning! Live electrical components!

During installation, testing, servicing and troubleshooting of this product, it may be necessary to work with live electrical components. Have a qualified licensed electrician or other individual who has been properly trained in handling live electrical components perform these tasks. Failure to follow all electrical safety precautions when exposed to live electrical components could result in death or serious injury.

✂ INSTALLATION NOTES

- Ⓐ Actuators with appliance cables are numbered.
- Ⓢ UP Universal Power Supply (UP) models can be supplied with 24 VAC up to 240 VAC, or 24 VDC up to 125 VDC.
- ⚠ 1 Provide overload protection and disconnect as required.
- ◆ Meets cULus requirements without the need of an electrical ground connection.

Wiring diagrams

On/Off

24 to 240 VAC

