

B248 Technical Data Sheet

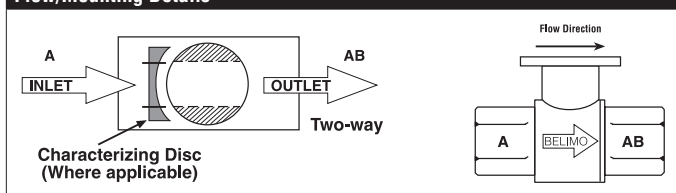
Stainless Steel Ball and Stem



Technical Data

Fluid	chilled, hot water, up to 60% glycol
Flow characteristic	equal percentage
Controllable flow range	75°
Valve Size [mm]	2" [50]
Pipe connection	NPT female ends
Housing	Nickel-plated brass body
Ball	stainless steel
Stem	stainless steel
Stem seal	EPDM (lubricated)
Seat	PTFE
O-ring	EPDM (lubricated)
Characterised disc	TEFZEL®
Body Pressure Rating	400 psi
Close-off pressure Δ ps	200 psi
Cv	29
Weight	2.87 lb [1.3 kg]
Fluid Temp Range (water)	0...250°F [-18...120°C]
Leakage rate	0% for A – AB
Maintenance	maintenance-free

Flow/Mounting Details



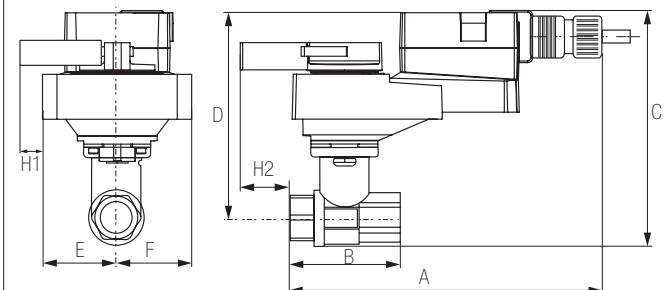
Application

This valve is typically used in air handling units on heating or cooling coils, and fan coil unit heating or cooling coils. Some other common applications include Unit Ventilators, VAV box re-heat coils and bypass loops. This valve is suitable for use in a hydronic system with variable flow.

Suitable Actuators

	Non-Spring	Spring
B248	ARB(X)	AFRB(X)

Dimensions (Inches [mm])



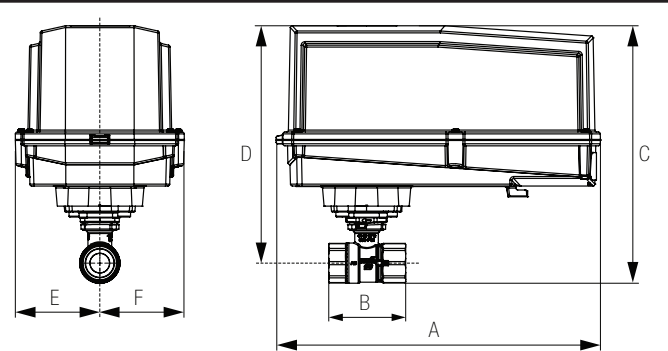
ARB, ARX

A	B	C	D	E	F	H1	H2
11.0" [280]	4.2" [107]	6.9" [175]	5.5" [140]	1.7" [44]		1.2" [30]	0.6" [15]

Safety Notes

WARNING: For Belimo products sold in California: these products do or may contain chemicals which are known to the State of California to cause cancer and or birth defects or other reproductive harms. For more information see www.p65warnings.ca.gov.

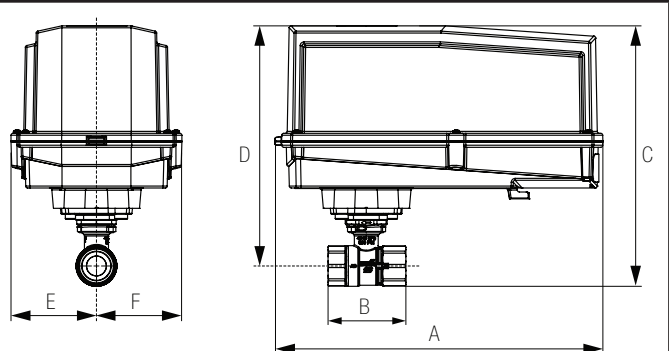
Dimensions (Inches [mm])



ARB N4, ARX N4, NRB N4, NRX N4

A	B	C	D	E	F
11.4" [289]	4.2" [107]	9.8" [249]	7.6" [194]	3.1" [80]	

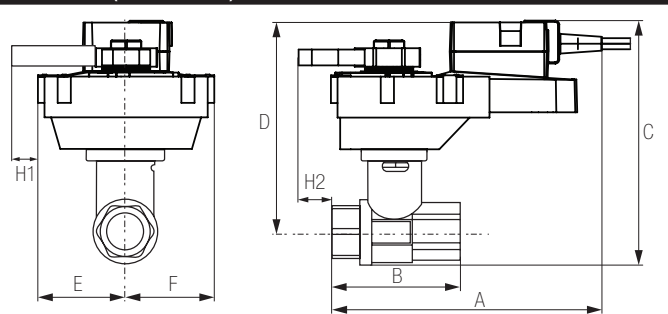
Dimensions (Inches [mm])



AFRB N4, AFRX N4

A	B	C	D	E	F
13.0" [330]	4.9" [125]	10.3" [262]	9.3" [235]	3.4" [86]	

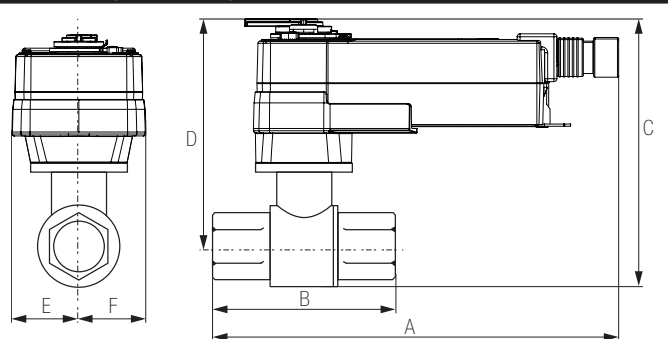
Dimensions (Inches [mm])



ARQB, ARQX

A	B	C	D	E	F	H1	H2
11.0" [280]	4.2" [107]	7.5" [191]	6.1" [155]	2.3" [58]		0.8" [20]	0.6" [15]

Dimensions (Inches [mm])



AFRB, AFRX

A	B	C	D	E	F
10.8" [275]	4.2" [107]	9.5" [241]	8.1" [206]	2.0" [51]	

AFRBUP Technical Data Sheet

On/Off, Spring Return, AC 24...240 V



Technical Data

Power Supply	24...240 VAC, -20% / +10%, 50/60 Hz, 24...125 VDC, ±10%
Power consumption in operation	7 W
Power consumption in rest position	3.5 W
Transformer sizing	7 VA @ 24 VAC (class 2 power source), 8.5 VA @ 120 VAC, 18 VA @ 240 VAC
Electrical Connection	18 GA appliance cable, 3 ft [1 m], with 1/2" conduit connector
Overload Protection	electronic throughout 0...95° rotation
Angle of rotation	90°
Torque motor	180 in-lb [20 Nm]
Direction of rotation motor	reversible with CW/CCW mounting
Direction of motion fail-safe	reversible with cw/ccw mounting
Position indication	Mechanical
Manual override	5 mm hex crank (3/16" Allen), supplied
Running Time (Motor)	<75 s
Running time fail-safe	<20 s
Ambient humidity	max. 95% r.H., non-condensing
Ambient temperature	-22...122°F [-30...50°C]
Storage temperature	-40...176°F [-40...80°C]
Degree of Protection	IP54, NEMA 2, UL Enclosure Type 2
Agency Listing	cULus acc. to UL60730-1A/-2-14, CAN/CSA E60730-1:02, CE acc. to 2004/108/EC and 2006/95/EC
Noise level, motor	45 dB(A)
Noise level, fail-safe	62 dB(A)
Maintenance	maintenance-free
Quality Standard	ISO 9001
Weight	4.1 lb [1.9 kg]

†Rated Impulse Voltage 800V, Type of action 1.AA, Control Pollution Degree 3

Safety Notes

WARNING: For Belimo products sold in California: these products do or may contain chemicals which are known to the State of California to cause cancer and or birth defects or other reproductive harms. For more information see www.p65warnings.ca.gov.

Wiring Diagrams

INSTALLATION NOTES

- (A)** Actuators with appliance cables are numbered.
- (UP)** Universal Power Supply (UP) models can be supplied with 24 VAC up to 240 VAC, or 24 VDC up to 125 VDC.
- 1** Provide overload protection and disconnect as required.
- 45** Actuators may be powered in parallel. Power consumption must be observed.
- 48** Parallel wiring required for piggy-back applications.
- ◆** Meets cULus requirements without the need of an electrical ground connection.

WARNING! LIVE ELECTRICAL COMPONENTS!
During installation, testing, servicing and troubleshooting of this product, it may be necessary to work with live electrical components. Have a qualified licensed electrician or other individual who has been properly trained in handling live electrical components perform these tasks. Failure to follow all electrical safety precautions when exposed to live electrical components could result in death or serious injury.

