

# B264 Technical Data Sheet

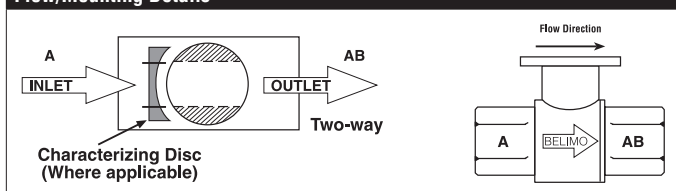
## Stainless Steel Ball and Stem



### Technical Data

Fluid	chilled, hot water, up to 60% glycol
Flow characteristic	equal percentage
Controllable flow range	75°
Valve Size [mm]	2.5" [65]
Pipe connection	NPT female ends
Housing	Nickel-plated brass body
Ball	stainless steel
Stem	stainless steel
Stem seal	EPDM (lubricated)
Seat	PTFE
O-ring	EPDM (lubricated)
Characterised disc	TEFZEL®
Body Pressure Rating	400 psi
Close-off pressure $\Delta p_s$	100 psi
Cv	150
Weight	8.16 lb [3.7 kg]
Fluid Temp Range (water)	0...212°F [-18...100°C]
Leakage rate	0% for A – AB
Maintenance	maintenance-free

### Flow/Mounting Details



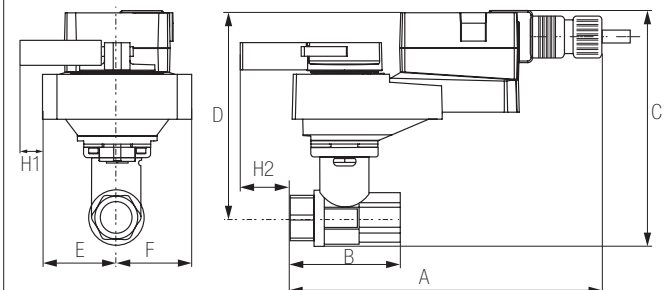
### Application

This valve is typically used in air handling units on heating or cooling coils, and fan coil unit heating or cooling coils. Some other common applications include Unit Ventilators, VAV box re-heat coils and bypass loops. This valve is suitable for use in a hydronic system with variable flow.

### Suitable Actuators

	Non-Spring	Spring
B264	ARB(X)	AFRB(X)

### Dimensions (Inches [mm])



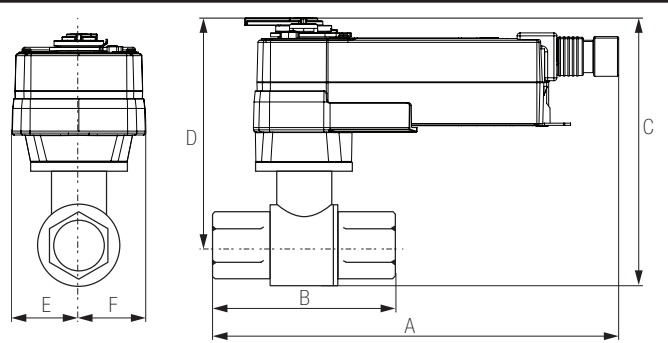
ARB, ARX

A	B	C	D	E	F	H1
10.1" [257]	5.6" [141]	8.0" [203]	6.0" [152]	2.8" [71]		1.9" [48]

### Safety Notes

**WARNING:** For Belimo products sold in California: these products do or may contain chemicals which are known to the State of California to cause cancer and or birth defects or other reproductive harms. For more information see [www.p65warnings.ca.gov](http://www.p65warnings.ca.gov).

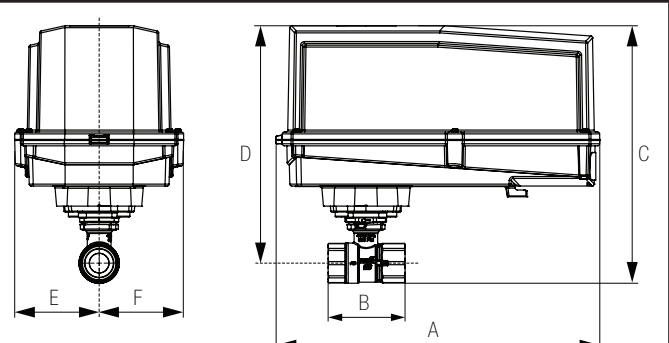
Dimensions (Inches [mm])



**AFRB, AFRX**

A	B	C	D	E	F
11.5" [293]	5.6" [141]	8.6" [219]	6.6" [168]	2.0" [51]	

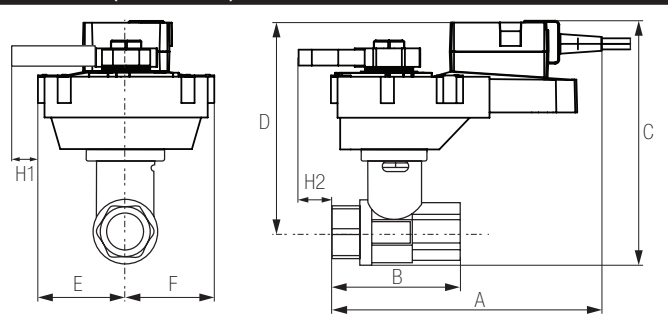
Dimensions (Inches [mm])



**ARB N4, ARX N4, NRB N4, NRX N4**

A	B	C	D	E	F
11.4" [289]	5.6" [141]	7276	8.0" [203]	3.1" [80]	

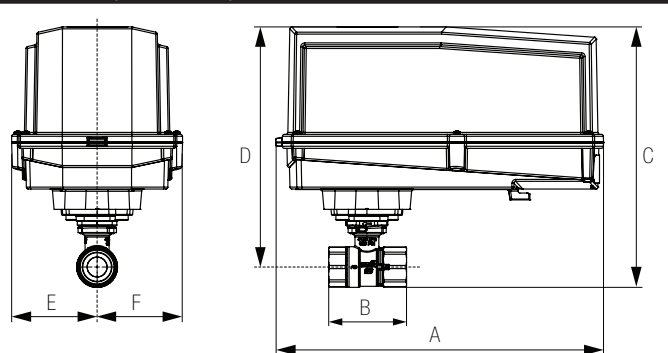
Dimensions (Inches [mm])



**ARQB, ARQX**

A	B	C	D	E	F	H1	H2
9.9" [251]	4.2" [107]	8.1" [206]	6.1" [155]	2.3" [58]		0.8" [20]	0.6" [15]

Dimensions (Inches [mm])



**AFRB N4, AFRX N4**

A	B	C	D	E	F
13.0" [330]	5.6" [141]	10.3" [262]	9.3" [235]	3.4" [86]	

# ARB24-3 Technical Data Sheet

## On/Off, Floating Point, Non-Spring Return, 24 V



5-year warranty



Technical Data	
Power Supply	24 VAC, $\pm 20\%$ , 50/60 Hz, 24 VDC, $\pm 10\%$
Power consumption in operation	2.5 W
Power consumption in rest position	0.5 W
Transformer sizing	5.5 VA (class 2 power source)
Electrical Connection	18 GA plenum cable, 3 ft [1 m], with 1/2" conduit connector
Overload Protection	electronic throughout 0...90° rotation
Input Impedance	600 $\Omega$
Angle of rotation	90°
Direction of rotation motor	reversible with built-in switch
Position indication	Mechanically, pluggable
Manual override	external push button
Running Time (Motor)	90 s
Ambient humidity	max. 95% r.H., non-condensing
Ambient temperature	-22...122°F [-30...50°C]
Storage temperature	-40...176°F [-40...80°C]
Degree of Protection	IP54, NEMA 2, UL Enclosure Type 2
Agency Listing	cULus acc. to UL60730-1A/-2-14, CAN/CSA E60730-1:02, CE acc. to 2004/108/EC
Noise level, motor	45 dB(A)
Maintenance	maintenance-free
Quality Standard	ISO 9001
Weight	2.2 lb [1.0 kg]

†Rated Impulse Voltage 800V, Type action 1.B, Control Pollution Degree 3.

### Safety Notes

**WARNING:** For Belimo products sold in California: these products do or may contain chemicals which are known to the State of California to cause cancer and or birth defects or other reproductive harms. For more information see [www.p65warnings.ca.gov](http://www.p65warnings.ca.gov).

## Wiring Diagrams

### ✂️ INSTALLATION NOTES

- 1 Provide overload protection and disconnect as required.
- 3 Actuators may also be powered by 24 VDC.
- 6 Actuators Hot wire must be connected to the control board common. Only connect common to neg. (-) leg of control circuits. Terminal models (-T) have no-feedback.
- 18 Actuators with plenum cable do not have numbers; use color codes instead.
- Meets cULus requirements without the need of an electrical ground connection.

**⚠️ WARNING! LIVE ELECTRICAL COMPONENTS!**  
During installation, testing, servicing and troubleshooting of this product, it may be necessary to work with live electrical components. Have a qualified licensed electrician or other individual who has been properly trained in handling live electrical components perform these tasks. Failure to follow all electrical safety precautions when exposed to live electrical components could result in death or serious injury.

