

B311B, 3-Way, Characterized Control Valve

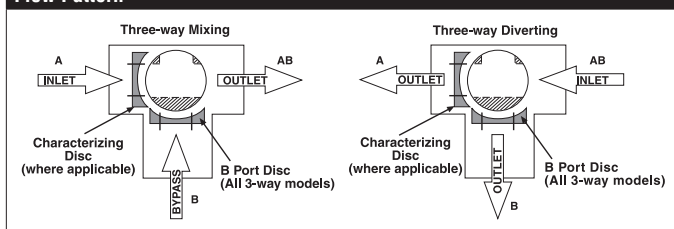
Chrome Plated Brass Ball and Nickel Plated Brass Stem



Technical Data

| | |
|-----------------------------------|---|
| Service | chilled, hot water, up to 60% glycol |
| Flow Characteristic | A-port Equal percentage; B-port modified linear for constant flow |
| Controllable Flow Range | 75° |
| Size [mm] | 0.5" [15] |
| End Fitting | npt female ends |
| Body | forged brass, nickel plated |
| Ball | chrome plated brass |
| Stem | nickel plated brass |
| Stem Packing | EPDM (lubricated) |
| Seat | Teflon® PTFE |
| Seat O-ring | EPDM (lubricated) |
| Characterized Disc | TEFZEL® |
| Body Pressure Rating [psi] | 600 |
| Media Temperature Range (Water) | 0°F to 250°F [-18°C to 120°C] |
| Max Differential Pressure (Water) | 50 psi (345 kPa) |
| Close-Off Pressure | 200 psi |
| Cv | 1.9 |
| Weight | 0.7 lb [0.3 kg] |
| Leakage | 0% for A to AB, <2.0% for B to AB |
| Servicing | maintenance free |

Flow Pattern



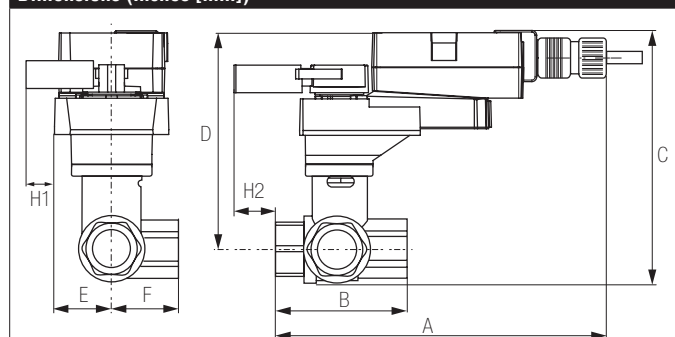
Application

This valve is typically used in air handling units on heating or cooling coils, and fan coil unit heating or cooling coils. Some other common applications include Unit Ventilators, VAV box re-heat coils and bypass loops. This valve is suitable for use in a hydronic system with variable or constant flow.

Suitable Actuators

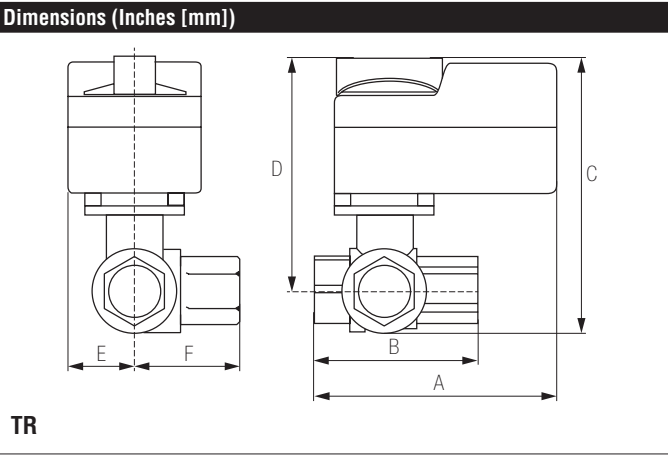
| | Non-Spring | Spring |
|-------|------------|------------|
| B311B | TR, LR | TFB(X), LF |

Dimensions (Inches [mm])

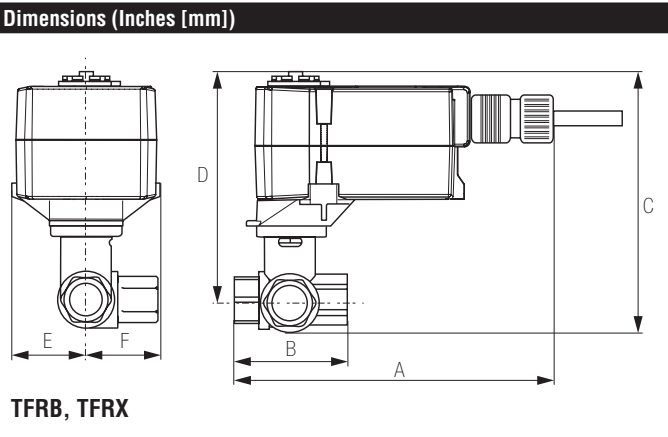


LRB, LRX

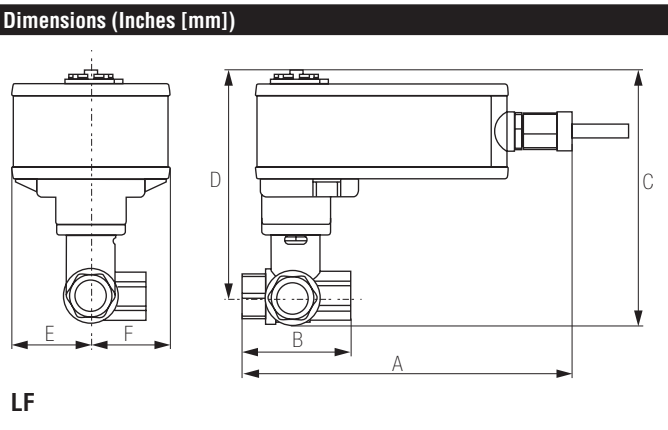
| A | B | C | D | E | F | H1 | H2 |
|-------|-------|-------|-------|-----------|---|-------|-----------|
| 8.5" | 2.38" | 5.19" | 4.61" | 1.3" [33] | | 1.18" | 1.1" [28] |
| [216] | [60] | [132] | [117] | | | [30] | |



| A | B | C | D | E | F |
|------------|------------|-------------|-------------|------------|-----------|
| 3.72" [95] | 2.38" [60] | 4.79" [122] | 4.21" [107] | 1.25" [32] | 1.2" [31] |



| A | B | C | D | E | F |
|-------------|------------|------------|-------------|------------|-----------|
| 6.59" [167] | 2.38" [60] | 4.9" [124] | 4.32" [110] | 1.53" [38] | 1.2" [31] |



| A | B | C | D | E | F |
|-------------|------------|-------------|-------------|------------|------------|
| 7.92" [201] | 2.38" [60] | 5.67" [144] | 5.09" [129] | 1.82" [46] | 1.89" [48] |