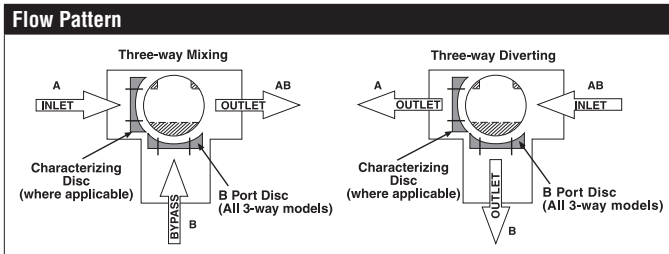


B339, 3-Way, Characterized Control Valve

Stainless Steel Ball and Stem



Technical Data	
Service	chilled, hot water, up to 60% glycol
Flow Characteristic	A-port equal percentage, B-port modified for constant common port flow
Controllable Flow Range	75°
Size [mm]	1.5" [40]
End Fitting	NPT female ends
Body	forged brass, nickel plated
Ball	stainless steel
Stem	stainless steel
Stem Packing	EPDM (lubricated)
Seat	Teflon® PTFE
Seat O-ring	EPDM (lubricated)
Characterized Disc	TEFZEL®
Body Pressure Rating [psi]	400
Media Temperature Range (Water)	0°F to 250°F [-18°C to 120°C]
Max Differential Pressure (Water)	50 psi (345 kPa)
Close-Off Pressure	200 psi
Cv	29
Weight	3.7 lb [1.7 kg]
Leakage	0% for A to AB, <2.0% for B to AB
Servicing	maintenance free



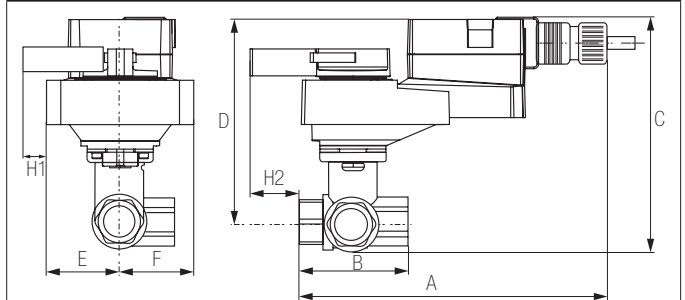
Application

This valve is typically used in air handling units on heating or cooling coils, and fan coil unit heating or cooling coils. Some other common applications include Unit Ventilators, VAV box re-heat coils and bypass loops. This valve is suitable for use in a hydronic system with variable or constant flow.

Suitable Actuators

	Non-Spring	Spring
B339	ARB(X)	AFRB(X)

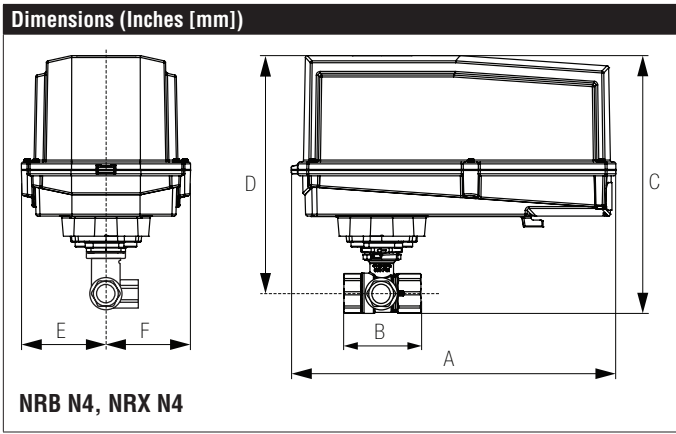
Dimensions (Inches [mm])



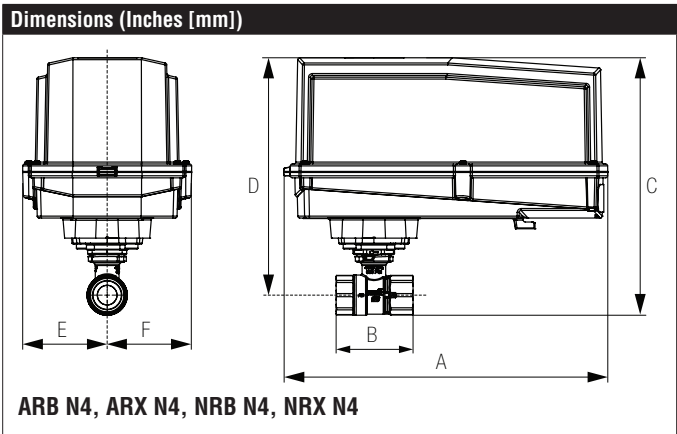
ARB, ARX

A	B	C	D	E	F	H1	H2
10"	4.39"	7.25"	5.75"	1.73"	2.33"	0.75"	0.5"
[254]	[112]	[184]	[146]	[44]	[59]	[20]	[15]

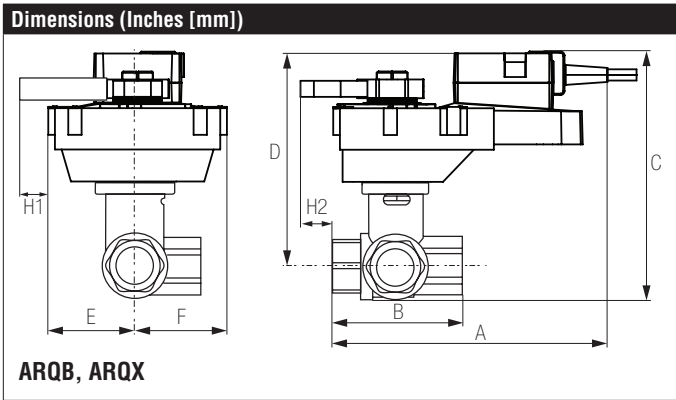
B339, 3-Way, Characterized Control Valve
Stainless Steel Ball and Stem



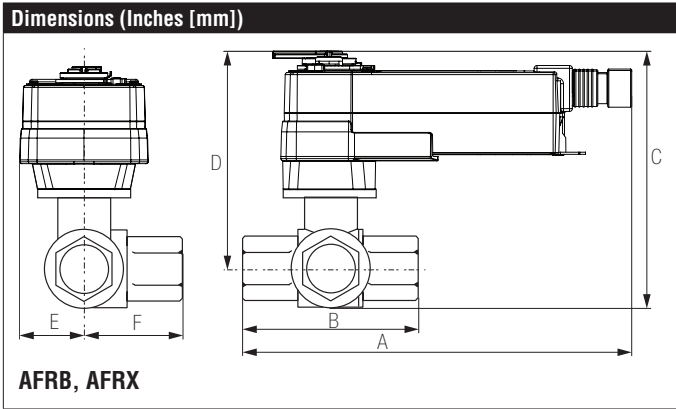
A	B	C	D	E	F
11.36" [289]	4.39" [112]	9.29" [236]	7.79" [198]	3.15" [80]	



A	B	C	D	E	F
11.36" [289]	4.39" [112]	9.29" [236]	7.79" [198]	3.15" [80]	



A	B	C	D	E	F	H1	H2
9.9" [251]	4.39" [112]	7.85" [199]	6.35" [161]	2.28" [58]		0.75" [20]	



A	B	C	D	E	F
10.77" [274]	4.39" [112]	7.88" [200]	6.38" [162]	2.33" [59]	