

- Nominal voltage AC 100...240 V
- Control On/Off
- Position feedback



5-year warranty



Technical data






| | | |
|------------------------|------------------------------------|--|
| Electrical data | Nominal voltage | AC 100...240 V |
| | Nominal voltage frequency | 50/60 Hz |
| | Power consumption in operation | 2.5 W |
| | Power consumption in rest position | 0.5 W |
| | Power consumption for wire sizing | 5 VA |
| | Transformer sizing | 7 VA (class 2 power source) |
| | Electrical Connection | 18 GA appliance cable, 3 ft [1 m], with 1/2" conduit connector |
| | Overload Protection | electronic throughout 0...90° rotation |
| Functional data | Bridging time (PF) | 2 s |
| | Pre-charging time | 5...20 s |
| | Angle of rotation | 90° |
| | Angle of rotation note | adjustable with mechanical stop |
| | Running Time (Motor) | 75 s / 90° |
| | Running time fail-safe | <60 s |
| | Noise level, motor | 35 dB(A) |
| | Noise level, fail-safe | 35 dB(A) |
| Safety data | Position indication | pointer |
| | Degree of protection IEC/EN | IP40 |
| | Degree of protection NEMA/UL | NEMA 2 |
| | Enclosure | UL Enclosure Type 2 |
| | Agency Listing | cULus acc. to UL60730-1A/-2-14, CAN/CSA E60730-1:02, CE acc. to 2014/30/EU and 2014/35/EU; Listed to UL 2043 - suitable for use in air plenums per Section 300.22(c) of the NEC and Section 602.2 of the IMC |
| | Quality Standard | ISO 9001 |
| | Ambient temperature | 1.7...40°C |
| | Storage temperature | -40...176°F [-40...80°C] |
| | Ambient humidity | Max. 95% RH, non-condensing |
| | Servicing | maintenance-free |
| Materials | Housing material | UL94-5VA |

Product features

- Application** Electrical fail-safe On/Off ZoneTight actuator.
- Valve selection should be done in accordance with the flow parameters and system specifications.
- The actuator is mounted directly to the valve without the need for tools or additional linkage.
- The actuator operates in response to AC 100...240 V. Angle of rotation is adjustable with the integrated mechanical stop.

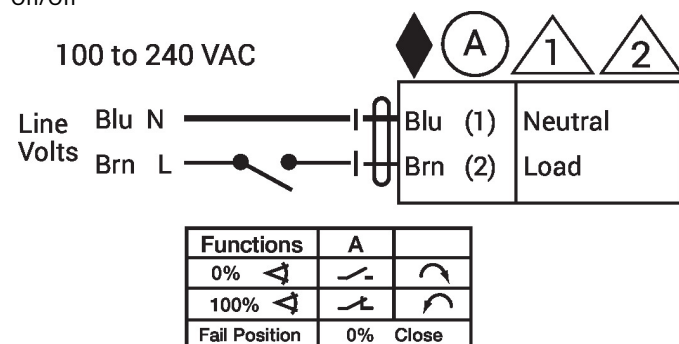
Electrical installation

INSTALLATION NOTES

-  Actuators with appliance cables are numbered.
-  Provide overload protection and disconnect as required.
-  Actuators may be connected in parallel. Power consumption and input impedance must be observed.
-  Meets cULus requirements without the need of an electrical ground connection.
-  **Warning! Live electrical components!**
During installation, testing, servicing and troubleshooting of this product, it may be necessary to work with live electrical components. Have a qualified licensed electrician or other individual who has been properly trained in handling live electrical components perform these tasks. Failure to follow all electrical safety precautions when exposed to live electrical components could result in death or serious injury.

Wiring diagrams

On/Off



Dimensions