

F6200L, 8", 2-Way Butterfly Valve

Resilient Seat, 304 Stainless Steel Disc

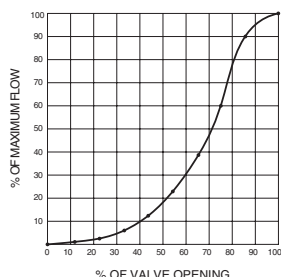


Technical Data

Service	chilled, hot water, up to 60% glycol
Flow Characteristic	modified equal percentage
Controllable Flow Range	90° rotation
Valve Size	8 " [200]
End Fitting	for use with ANSI class 125/150 flanges
Body	ductile iron ASTM A536
Body Finish	polyester powder coated
Seat	EPDM
Shaft	420 stainless steel
Bushings	steel, PTFE (typical)
Disc	304 stainless steel
Body Pressure Rating	232 psi
ANSI Class	125
Number of Bolt Holes	8
Lug Threads	3/4-10 UNC
Media Temperature Range (Water)	-22°F to 250°F [-30°C to 120°C]
Close-Off Pressure	200 psi
Rangeability	10:1
Maximum Velocity	12 FPS
Cv	3136
Weight	36.4 lbs [16.5 kg]
Leakage	0%
Servicing	maintenance free

When installing in Victaulic piping systems, use Victaulic 41 series flange nipples. 741 flanges not recommended without the use of adapter rings. L-Series Butterfly valves are designed to be installed between ANSI 125/150 flat-faced, raised face, slip-on or weld neck flanges. Do NOT use flange gaskets on L-Series Butterfly valves.

Flow Pattern



Application

Valve is designed for use in ANSI flanged piping systems to meet the needs of bi-directional high flow HVAC hydronic applications with 0% leakage. Typical applications include cooling tower bypass, primary flow change-over systems, and large air handler coil control. Valve face-to-face dimensions comply with API 609 & MSS-SP-67, Completely assembled and tested, Ready for installation.

Jobsite Note

Valve assembly should be stored in a weather protected area prior to installation. Reference the butterfly valve installation instruction for additional information.

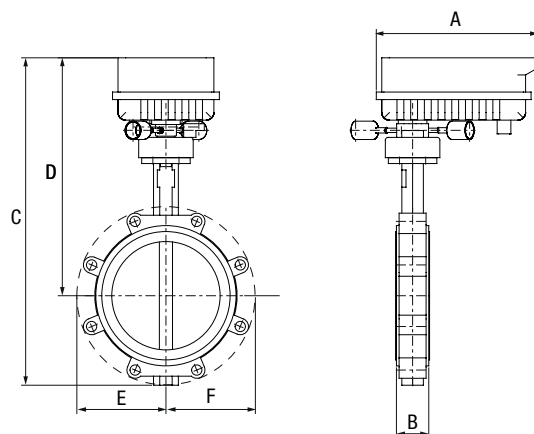
Flow/Cv

Cv 10°	Cv 20°	Cv 30°	Cv 40°	Cv 50°	Cv 60°	Cv 70°	Cv 80°	Cv 90°
2	89	188	408	727	1202	1903	2854	3136

Suitable Actuators

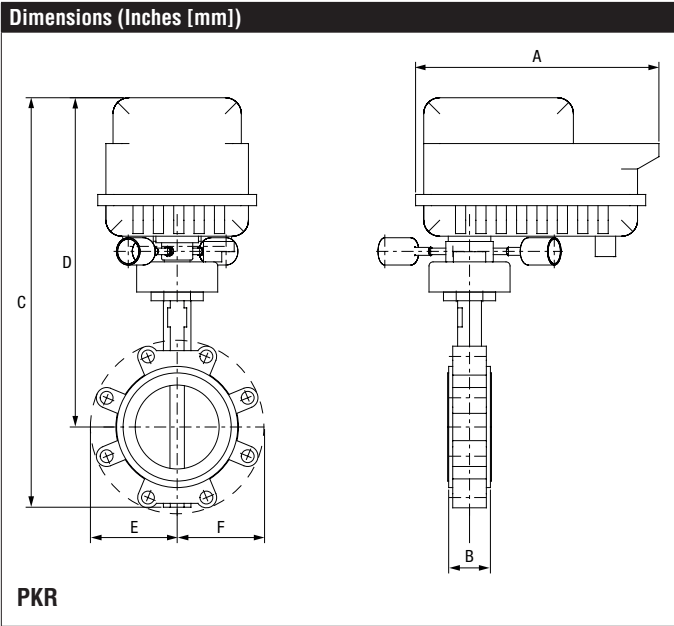
	Non-Spring	Electronic Fail-Safe
F6200L	PRB(X)	PKRB(X)

Dimensions (Inches [mm])



PRB, PRX

A	B	C	D	E	F
11.95" [303.5]	2.36" [59.9]	23.91" [607.3]	17.37" [441.2]	6.51" [165.4]	



A	B	C	D	E	F
11.95" [303.5]	2.36" [59.9]	26.13" [664]	19.61" [498.1]	6.51" [165.4]	