

How do I replace a failed CCV if my actuator is still working?

There are no serviceable parts or repacking kits for CCV's so if the valve fails it will need to be replaced. If the failed valve is the older style made prior to 2012 you will also need to purchase a M4 screw kit (part number ZG-M4).


Please note that not all legacy CCV actuators are represented in the ZG-M4 kit. If keeping existing old generation NM..US, AM..US, and LR..US please contact technical support to discuss options.


USA 1-800-543-9038

Canada 1-866-805-7089

Brazil +55 11 3643-5656

 [ZG-M4 - CCV screw kit.pdf](#)

 [ZG-M4 New body - CCV screw kit.pdf](#)



ZG-M4
 M4 screw kit:
 TR-TF-LR-LF-AR-AFR-AF

1

2

3

4


8

9

7

6

5

Updated by	EGLOFFPA	07.08.2012	Document description
			-
			M4 screw kit: TR-TF-LR-LF-AR-AFR-AF
			Document number
			ZM0934
Any distribution, copying or disclosure of this document or its content is prohibited, unless expressly authorized. Failure to comply will incur liability for damages. All rights pertaining to patenting or design registration are reserved.			Document key
			DRF / 000 / 01
			Page 1

71417-00001_A

ZG-M4 Screw Kit



TR-M4x57

M5 Washer



LR-M4x57

M5 Hex Head, M4 Washer



AR-M4x63

M5 Hex Head, M4 Washer



TF-M4x90

No Washer



LF-M4x96

No Washer



AFR-M4x106

M4 Washer



AF-M4x100

No Washer



(US/LATIN AMERICA and the CARIBBEAN) 800-543-9038 www.belimo.us

(CANADA) 866-805-7089 www.belimo.ca

08/12 - Subject to change. © Belimo Aircontrols (USA), Inc.

71417-00001_A

ZG-M4 Screw Kit



TR-M4x57

M5 Washer



LR-M4x57

M5 Hex Head, M4 Washer



AR-M4x63

M5 Hex Head, M4 Washer



TF-M4x90

No Washer



LF-M4x96

No Washer



AFR-M4x106

M4 Washer



AF-M4x100

No Washer



(US/LATIN AMERICA and the CARIBBEAN) 800-543-9038 www.belimo.us

(CANADA) 866-805-7089 www.belimo.ca

08/12 - Subject to change. © Belimo Aircontrols (USA), Inc..