





## Solder Joint Fittings

### Selection Chart

| Figure  | Code Number  | Description and Use  |
|---|--|--|
|    | F-300-1<br>F-300-2<br>F-300-4<br>F-300-3<br>F-300-7<br>F-300-5   | <b>Couplings: Straight</b><br>Tube x Tube<br><b>O.D. Size (in.)</b><br>3/16 x 3/16<br>1/4 x 1/4<br>3/8 x 1/4<br>3/8 x 3/8<br>1/2 x 3/8<br>1/2 x 1/2  |
|    | F-500-22   | <b>Elbow: Coupling Long, Radius</b><br>Tube x Tube<br><b>O.D. Size (in.)</b><br>1/2 x 1/2<br>Note: 1/2 in. O.D. size is 3/8 in. nominal;<br>5/8 in. O.D. size is 1/2 in. nominal.  |
|    | F-700-17<br>F-700-18<br>F-700-22<br>F-700-21<br>F-700-24<br>F-700-20<br>F-700-27<br>F-700-28<br>F-700-25 | <b>Tees: Coupling</b><br>Tube x Tube x Tube<br><b>O.D. Size (in.)</b><br>3/16 x 3/16 x 3/16<br>1/4 x 1/4 x 1/4<br>3/8 x 1/4 x 1/4<br>3/8 x 3/8 x 3/16<br>3/8 x 3/8 x 1/4<br>3/8 x 3/8 x 3/8<br>1/2 x 1/2 x 1/4<br>1/2 x 1/2 x 3/8<br>1/2 x 1/2 x 1/2 |
|  | F-1000-100   | <b>Globe Valves</b><br>Tube (Solder) x Tube (Solder)<br><b>O.D. Size (in.)</b><br>Solder 5/8 x 5/8<br>Note: 5/8 in. O.D. size is 1/2 in. nominal.  |