

Industrial Ethernet Switch - FL SWITCH 1005N - 1085039

Please be informed that the data shown in this PDF Document is generated from our Online Catalog. Please find the complete data in the user's documentation. Our General Terms of Use for Downloads are valid (<http://phoenixcontact.com/download>)



Narrow Ethernet switch, five RJ45 ports with 10/100 Mbps on all ports, automatic data transmission speed detection, autocrossing function, and QoS

Your advantages

- ✓ Auto negotiation and autocrossing detection simplifies installation and setup
- ✓ Local diagnostic indicators with LEDs
- ✓ RJ45 ports support a transmission speed of 10/100 Mbps
- ✓ QoS-prioritized (Quality of Service) messages
- ✓ PROFINET conformance Class A for real-time data exchange
- ✓ Energy-efficient Ethernet in accord. with IEEE 802.3az
- ✓ PROFINET PTCP filter for reliable communication on PROFINET networks
- ✓ Enhanced traffic prioritization for automation protocols



Key Commercial Data

Packing unit	1 pc
Weight per Piece (excluding packing)	220.000 g
Country of origin	Taiwan

Technical data

Note

Utilization restriction	EMC: class A product, see manufacturer's declaration in the download area
-------------------------	---

Dimensions

Width	22.5 mm
Height	117 mm
Depth	84 mm

Industrial Ethernet Switch - FL SWITCH 1005N - 1085039

Technical data

Ambient conditions

Degree of protection	IP30
Ambient temperature (operation)	-10 °C ... 60 °C
Ambient temperature (storage/transport)	-40 °C ... 85 °C
Permissible humidity (operation)	5 % ... 95 % (non-condensing)
Permissible humidity (storage/transport)	5 % ... 95 % (non-condensing)
Air pressure (operation)	79 kPa ... 108 kPa up to 2000 m above mean sea level (Without derating)
Air pressure (storage/transport)	79 kPa ... 108 kPa up to 2000 m above mean sea level (Without derating)

Interfaces

Interface	Ethernet (RJ45)
No. of ports	5 (RJ45 ports)
Note on the connection method	Auto negotiation and autocrossing
Transmission physics	Ethernet in RJ45 twisted pair
Transmission speed	10/100 Mbps
Transmission length	100 m (per segment)
Signal LEDs	Data receive, link status

Function

Basic functions	Unmanaged switch
	Autonegotiation
	Store and Forward switching mode
Additional functions	100 BASE-TX/100BASE-FX (IEEE 802.3u)
	Quality of Service (QoS) prioritization (IEEE 802.1p)
	Energy-efficient Ethernet (IEEE 802.3az)
	10Base-T (IEEE 802.3)
MAC address table	2k
PROFINET conformance class	Conformance-Class A
Status and diagnostic indicators	LEDs: U _S , link and activity per port

Network expansion parameters

Cascading depth	Network, linear, and star structure: any
Maximum conductor length (twisted pair)	100 m

Supply voltage

Supply voltage	24 V DC
	24 V AC (50/60 Hz)
Residual ripple	3.6 V _{PP} (within the permitted voltage range)
Supply voltage range	9 V DC ... 32 V DC
	18 V AC ... 30 V AC (50/60 Hz)

Industrial Ethernet Switch - FL SWITCH 1005N - 1085039

Technical data

Supply voltage

Typical current consumption	19 mA
Max. current consumption	110 mA

General

Mounting type	DIN rail
Type AX	Stand-alone
Net weight	170 g
Housing material	Plastic
MTTF	167.2 Years (MIL-HDBK-217F standard, temperature 25°C, operating cycle 100%)
	1627 Years (SN 29500 standard, temperature 25°C, operating cycle 21%)
	1526 Years (Telcordia standard, 25°C temperature, 21% operating cycle (5 days a week, 8 hours a day))

Connection data

Connection method	Push-in spring connection
Conductor cross section solid min.	0.2 mm ²
Conductor cross section solid max.	2.5 mm ²
Conductor cross section flexible min.	0.2 mm ²
Conductor cross section flexible max.	2.5 mm ²
Conductor cross section AWG min.	24
Conductor cross section AWG max.	12
Stripping length	10 mm

Standards and Regulations

Electromagnetic compatibility	Conformance with EMC Directive 2014/30/EU
Interference emission	EN 61000-6-2 EN 61000-4-8 (electromagnetic fields) Criterion A
Conducted noise emission	EN 61000-6-2 Class A
Immunity to surge	EN 61000-6-2 EN 61000-4-5 (surge) Criterion B
Immunity to burst	EN 61000-6-2 EN 61000-4-4 (EFT burst) Criterion A
Immunity to EF	EN 61000-6-2 EN 61000-4-3 (electromagnetic fields) Criterion A
Immunity to ESD	EN 61000-6-2 EN 61000-4-2 (ESD) Criterion B
Immunity to conducted interference	EN 61000-6-2 EN 61000-4-6 (line noise immunity) Criterion A
Type of test	Free fall in accordance with EN 61131-2
Noise emission	EN 61000-6-4:2007 + A1:2011
Noise immunity	EN 61000-6-2:2005
Vibration (storage/transport)	5g, 150 Hz, in acc. with IEC 60068-2-6
Vibration (operation)	in acc. with IEC 60068-2-6: 5g, 150 Hz
Shock (operation)	30g (EN 60068-2-27)
UL, USA/Canada	UL 61010-1, UL 61010-2-201, UL 62368-1

Industrial Ethernet Switch - FL SWITCH 1005N - 1085039

Technical data

Standards and Regulations

	Class I, Div. 2, Groups A, B, C, D, T4 Class I, Zone 2, Group IIC, T4
--	--

Classifications

eCl@ss

eCl@ss 10.0.1	19170402
eCl@ss 11.0	19170402
eCl@ss 9.0	19170106

Approvals

Approvals


Approvals


EAC / IECEE CB Scheme / UL Listed / cUL Listed / IECEE CB Scheme / UL Listed / cUL Listed / KC


Ex Approvals


UL Listed / cUL Listed / cULus Listed

Approval details

EAC			RU *- DE.A*08.B.00731
-----	---	--	--------------------------

IECEE CB Scheme		http://www.iecee.org/	DK-91138-UL
-----------------	---	---	-------------

UL Listed		http://database.ul.com/cgi-bin/XYV/template/LISEXT/1FRAME/index.htm	FILE E 140403
-----------	---	---	---------------

cUL Listed		http://database.ul.com/cgi-bin/XYV/template/LISEXT/1FRAME/index.htm	FILE E 140403
------------	---	---	---------------

Industrial Ethernet Switch - FL SWITCH 1005N - 1085039

Approvals

IECEE CB Scheme		http://www.iecee.org/	DK-91246-UL
UL Listed		http://database.ul.com/cgi-bin/XYV/template/LISEXT/1FRAME/index.htm	FILE E 238705
cUL Listed		http://database.ul.com/cgi-bin/XYV/template/LISEXT/1FRAME/index.htm	FILE E 238705
KC		http://eng.kcc.go.kr/user/ehpMain.do	R-R-PCK-1085039

Accessories

Accessories

Assembly adapter

Mounting plate - FL DIN-RAIL ADAPTER 22.5 - 1085485



The FL DIN-RAIL ADAPTER 22.5 is designed to allow products 22.5 mm wide to be mounted flush to a standard 35 mm DIN rail, in any orientation.

Mounting plate - FL PANEL ADAPTER 22.5 - 1085488



The FL PANEL ADAPTER 22.5 is designed to allow products 22.5 mm wide to be mounted flush to a panel, in any orientation.

Data cable preassembled

Industrial Ethernet Switch - FL SWITCH 1005N - 1085039

Accessories

Patch cable - NBC-R4AC-R4AC-IE8A/.../... - 1411854



Patch cable, degree of protection: IP20, number of positions: 8, 10 Gbps, CAT6_A, cable outlet: straight, Ethernet

Patch cable - NBC-R4AC/10G-R4AC/10G-94F/2,0 - 1408360



Patch cable, CAT6_A, 4-pair, shielded, connection not crossed (line), assembled at both ends with RJ45/IP20 connectors, outer sheath material: PUR, length: 2.0 m

Patch cable - NBC-R4AC/10G-R4AC/10G-94F/3,0 - 1408365



Patch cable, CAT6_A, 4-pair, shielded, connection not crossed (line), assembled at both ends with RJ45/IP20 connectors, outer sheath material: PUR, length: 3.0 m

End block

End clamp - E/NS 35 N - 0800886



End clamp, width: 9.5 mm, color: gray

Patch cable

Patch cable - FL CAT5 PATCH 0,5 - 2832263



Patch cable, CAT5, assembled, 0.5 m

Industrial Ethernet Switch - FL SWITCH 1005N - 1085039

Accessories

Patch cable - FL CAT5 PATCH 1,0 - 2832276



Patch cable, CAT5, assembled, 1 m

Patch cable - FL CAT5 PATCH 2,0 - 2832289



Patch cable, CAT5, assembled, 2 m

PCB plug

PCB connector - FKCT 2,5/ 3-ST KMGY BD:US,GND - 1087544



PCB connector, nominal cross section: 2.5 mm², color: light gray, nominal current: 12 A, rated voltage (III/2): 320 V, contact surface: Tin, type of contact: Female connector, Number of rows: 1, Number of positions per row: 3, product range: FKCT 2,5/..-ST, pitch: 5 mm, connection method: Push-in spring connection, conductor/PCB connection direction: 0 °, Locking clip: - Locking clip, plug-in system: CLASSIC COMBICON, Locking: without, mounting: without, type of packaging: packed in cardboard

Printed-circuit board connector - FKCT 2,5/ 3-ST KMGY - 1998263



PCB connector, nominal cross section: 2.5 mm², color: light gray, nominal current: 12 A, rated voltage (III/2): 320 V, contact surface: Tin, type of contact: Female connector, number of potentials: 3, Number of rows: 1, Number of positions per row: 3, number of connections: 3, product range: FKCT 2,5/..-ST, pitch: 5 mm, connection method: Push-in spring connection, conductor/PCB connection direction: 0 °, Locking clip: - Locking clip, plug-in system: CLASSIC COMBICON, Locking: without, mounting: without, type of packaging: packed in cardboard

Protective cap

Industrial Ethernet Switch - FL SWITCH 1005N - 1085039

Accessories

Dust protection - FL RJ45 PROTECT CAP - 2832991



Dust protection caps for RJ45 socket

Surge protection for information technology

Surge protection device - DT-LAN-CAT.6+ - 2881007



Surge protection in accordance with Class E_A (CAT6_A), for Gigabit Ethernet (up to 10 Gbps), token ring, FDDI/CDDI, ISDN, and DS1. Suitable for Power over Ethernet (PoE+) "Mode A" and "Mode B". RJ45 attachment plug with separate grounding cable and ground connection snap-on foot for NS 35 DIN rails.