

## TH 192 Aspirator Wall Box Rough-in Kit for Masonry Walls

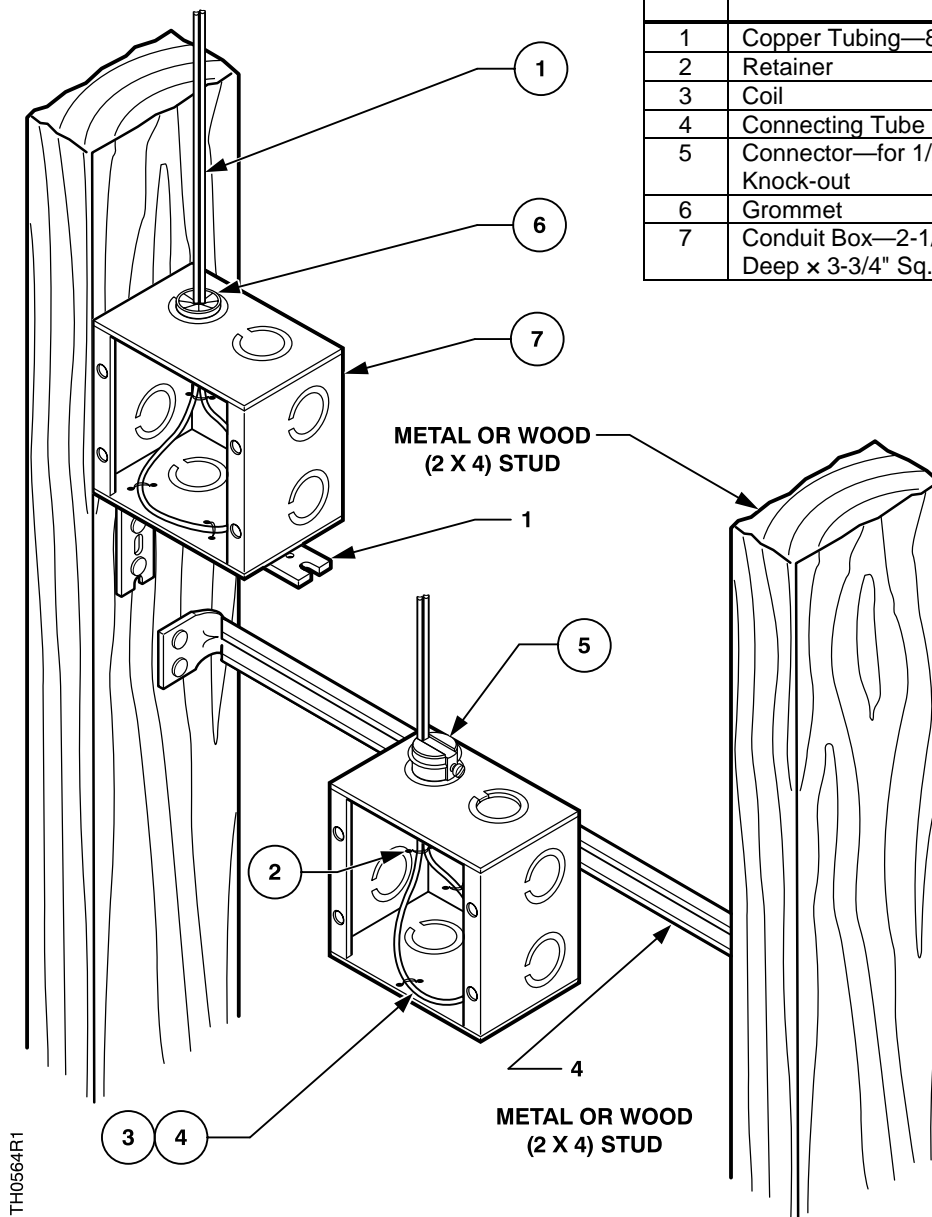
### Product Description

The TH 192 Aspirator Wall Box Rough-in Kit consists of the items listed in *Table 1*. The kit is to be used for masonry wall installation such as concrete, brick or cement block walls, or any other installation requiring roughing in before wall is up.

### Product Numbers

**Table 1. Product Numbers and Contents.**

Item	Description	Product Number/ Quantity	
		192-069 (2-Pipe)	192-502 (3-Pipe)
1	Copper Tubing—8 feet	2	3
2	Retainer	4	6
3	Coil	1	2
4	Connecting Tube	1	2
5	Connector—for 1/2" Knock-out	1	1
6	Grommet	1	1
7	Conduit Box—2-1/2" Deep x 3-3/4" Sq. 2-Gang	1	1



**Figure 1. Rough-in Before Wall is Up.**

## Installation

### Installing rough-in box to concrete form

After concrete has set, remove concrete form and break off toggle bolt near back of box.

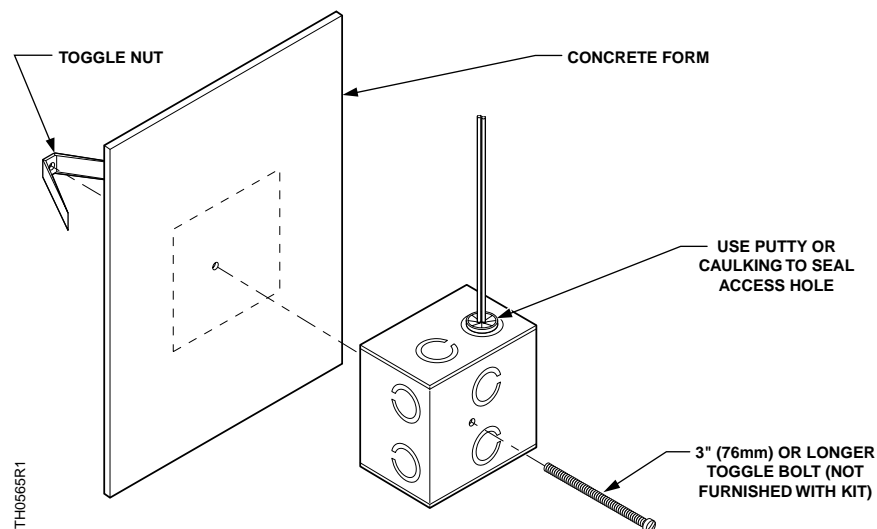


Figure 2. Rough-in Kit Installation—Concrete Form.

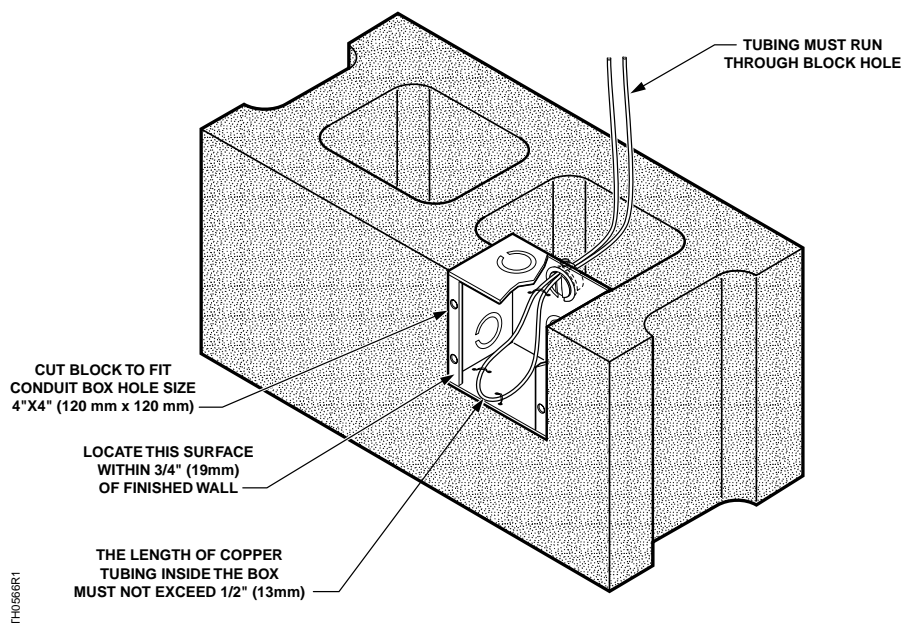


Figure 3. Rough-in Kit Installation—Block Wall.

Information in this publication is based on current specifications. The company reserves the right to make changes in specifications and models as design improvements are introduced. © 2000 Siemens Building Technologies, Inc.