

## GWN

### Modular Gas Sensor Platform Accepts AG Series Gas Sensors



GWN

AGAE Enclosure  
(sold separately)

GWN Series platform offers a convenient means for sensing gases in the environment. The GWN is mounted to any single-gang electrical box and wired to the building controller. Then, a single AGxx gas sensor (sold separately) is installed in the GWN. With this design, there is no need for a costly new installation when a sensor reaches the end of its life. The GWN platform remains installed, and the installer simply opens the GWN housing to replace the modular sensor inside, reducing labor costs and downtime.

AG Series sensors can be swapped in the GWN platform at any time with minimal effort. The GWN platform converts the signal from the AG sensor into an analog or relay signal compatible with building control systems.

The available AGAE metal enclosure (sold separately) provides a modular solution for applications that require a rugged enclosure along with an integral audible horn and 10 A relay for direct fan control.

#### SPECIFICATIONS

Input Power	15 to 30 Vdc/24 Vac $\pm 20\%$ , Class 2, 50/60Hz, max. 60 mA
Relay Ratings	1A/30 Vac/dc, normally open
Operating Temperature Range	-20 to 50 °C (-4 to 122 °F)
Operating Humidity Range	0 to 90% RH non-condensing
Terminal Block Wire Size	30 to 12 AWG
Terminal Block Torque	0.5 to 0.6 N-m (0.37 to 0.44 in-lbf)
Protection Class (self-evaluated)	IP20

#### WARRANTY

Limited Warranty	5 years*
------------------	----------

#### COMPLIANCE INFORMATION

Agency Approvals	Intertek ETL Listed to UL 61010-1
------------------	-----------------------------------



## Modular design

Modular platform accepts Veris AG Series sensors (sold separately)...no need to install a new GWN when the sensor life wears out

## LEDs

Three colored LEDs - red, yellow and green - for easy status viewing

## Microprocessor based

Microprocessor controlled... excellent stability operation

#### APPLICATIONS

- Parking garage ventilation
- Air quality compliance
- Vehicle bays (ambulance/fire/taxi)
- Mechanical rooms
- Sally ports

## Wide options

Interface to control system via 4 to 20 mA with relay, 0 to 5 / 0 to 10 Vdc with relay, or relay only options...application flexibility

## No calibration

No calibration required...easy maintenance and worry-free

## Versatile interface

Interface to DDC systems or direct fan control

The GWN operates only when an AG Series gas sensor is installed (sold separately). Accuracy, sensitivity, setpoints, and measurement range are dependant on the AG Series sensor connected to the GWN platform. See the AG Series sensor installation guide for details.

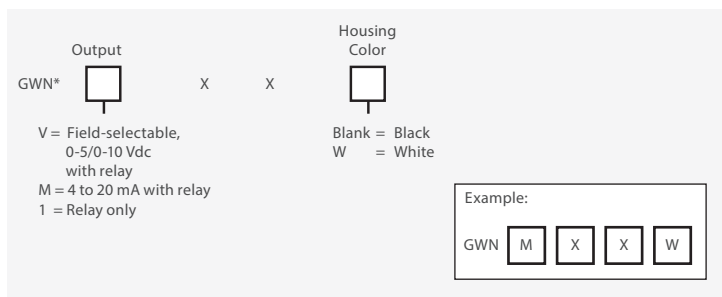
\* The AG Series gas sensors are warranted for two years from the date of manufacture. The AG Series sensors are not included in the five-year GWN warranty.





SENSOR TYPE	Electrochemical	Electrochemical	Electrochemical	Non-dispersive infrared	Non-dispersive infrared
MEASUREMENT RANGE	0 to 300 ppm	0 to 500 ppm	0 to 15 ppm	0 to 2000 ppm	0 to 2000 ppm
ACCURACY	±3% of range	±5% of range	±5% of range at 25 °C	±2% of range (60 to 2000 ppm)	±2% of range (60 to 2000 ppm)
ANALOG OUTPUT SCALING	0 to 200 ppm	0 to 200 ppm	0 to 15 ppm	0 to 2000 ppm	0 to 2000 ppm
RESOLUTION	1 ppm	1 ppm	0.1 ppm	1 ppm	1 ppm
SENSOR WARRANTY	2 years from manufacture date	1 year from manufacture date	2 years from manufacture date	2 years from manufacture date	2 years from manufacture date
LOW SETPOINT VALUE	25 or 35 ppm (switch selectable)	25 or 35 ppm (switch selectable)	1 ppm (fixed)	100 ppm (fixed)	100 ppm (fixed)
HIGH SETPOINT VALUE	180 ppm (fixed)	180 ppm (fixed)	3 ppm (fixed)	500 ppm (fixed)	500 ppm (fixed)
OPERATING TEMP. RANGE	-20 to 50 °C (-4 to 122 °F)	-20 to 50 °C (-4 to 122 °F)	-20 to 50 °C (-4 to 122 °F)	-20 to 50 °C (-4 to 122 °F)	-20 to 50 °C (-4 to 122 °F)
OPERATING HUMIDITY RANGE	0 to 90% RH non-condensing	0 to 90% RH non-condensing	0 to 90% RH non-condensing	0 to 90% RH non-condensing	0 to 90% RH non-condensing

## ORDERING INFORMATION - PLATFORM



\*The GWN will not operate without an AG Series sensor installed. Sensors are sold separately.

## ORDERING INFORMATION – REQUIRED SENSORS

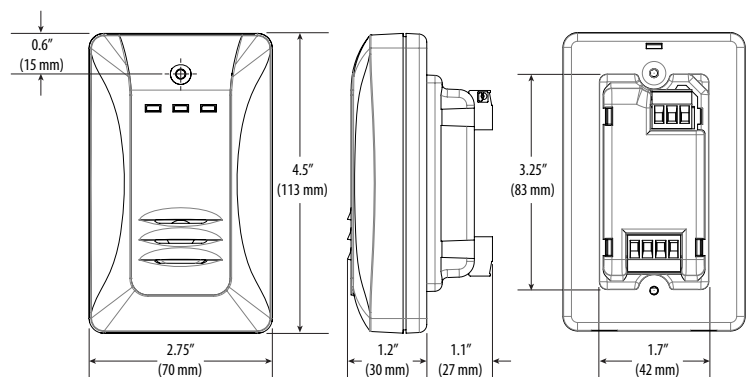
MODEL	DESCRIPTION
AG01	CO sensor, 3% accuracy. CO sources include exhaust from gasoline powered engines, furnaces, water heaters and generators.
AG01E	CO sensor, 5% accuracy. CO sources include exhaust from gasoline engines, furnaces, water heaters and generators
AG02	NO <sub>2</sub> sensor. NO <sub>2</sub> sources include exhaust from diesel powered engines and generators.
AG05	R134a sensor. R134a is a refrigerant used in HVAC applications.
AG06	R410a sensor. R410a is a refrigerant used in HVAC applications.

Note: See Specifications section for AG sensor warranty details.

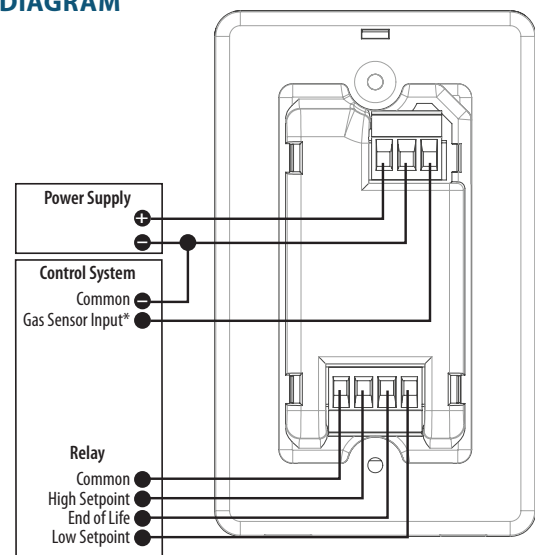
## ORDERING INFORMATION – ACCESSORY ENCLOSURE

MODEL	DESCRIPTION
AGAE	Metal wall mount enclosure for the GWN gas platform with audible horn and 10 A relay

## DIMENSIONAL DRAWING



## WIRING DIAGRAM



\* Not available on relay only models.